

Section 5.

Childcare Supply

5. Overview – Childcare Types, Services and Places

Below is an illustration of the SASS returns by type.

Table: SASS response rate by setting type. Newport, 2021

No. of Services that submitted SASS returns by Type of Service

Local Authority		Newport
Service Type	Child Minder	61
	Creche	0
	Full Day Care	38
	Open Access Play Provision	3
	Out of School Care	12
	Sessional Day Care	15
Total		129

No. of Services eligible to submit SASS returns by Type of Service

Local Authority		Newport
Service Type	Child Minder	71
	Creche	0
	Full Day Care	41
	Open Access Play Provision	3
	Out of School Care	17
	Sessional Day Care	15
Total		147

% of Eligible Services that submitted SASS returns by Type of Service

Local Authority		Newport
Service Type	Child Minder	85.92%
	Creche	0%
	Full Day Care	92.68%
	Open Access Play Provision	100%
	Out of School Care	70.59%
	Sessional Day Care	100%
Total		87.76%

5.1a CIW registrations – Service Type and Registered Places

Provider Type	Registered Provision	Registered Places
Childminders registered	71	590
Full Day Care	41	2050
Sessional	15	371
Out of School	17	632
Open Access	3	137

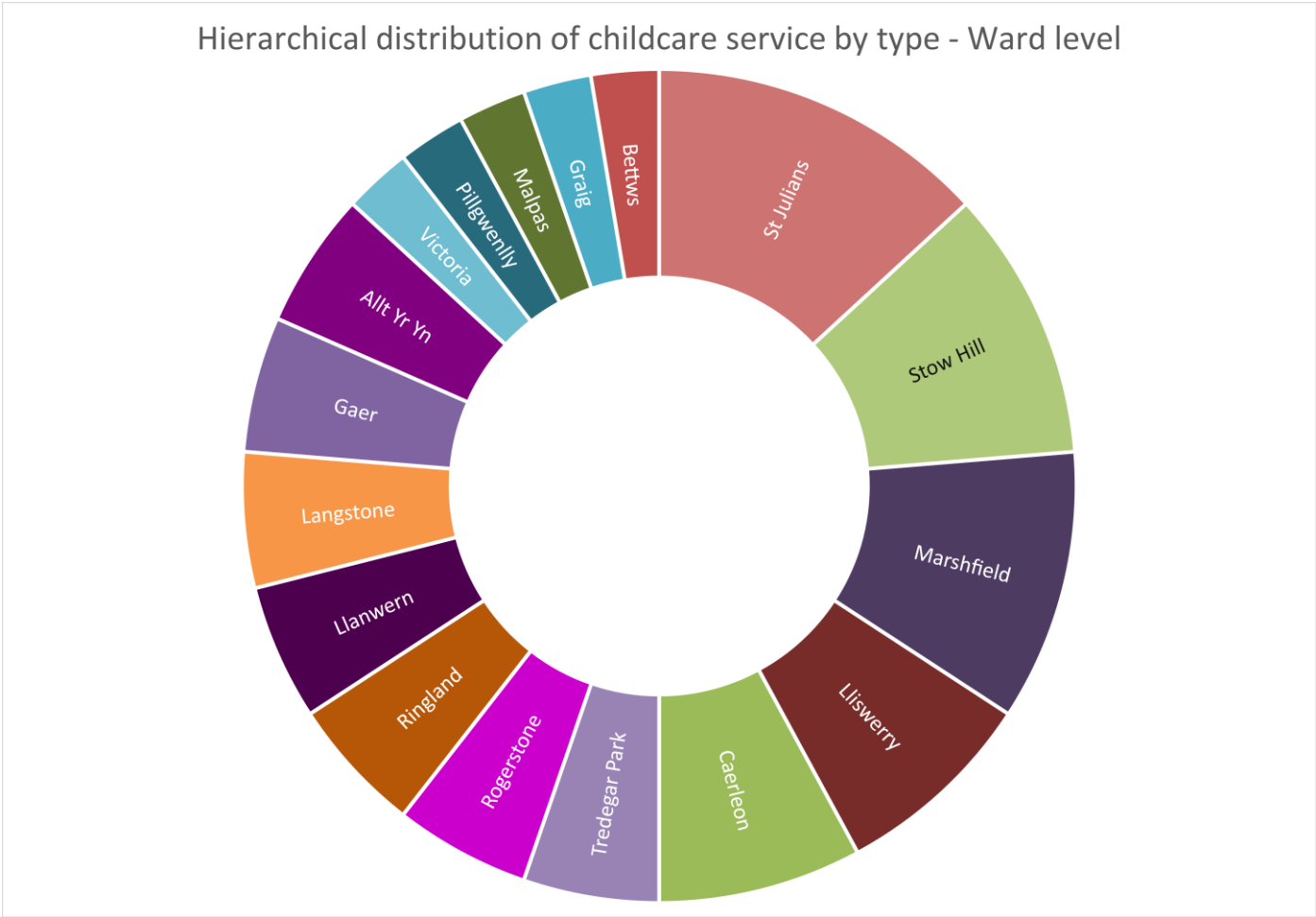
Whilst the overall data analysed was supplied by CIW through the SASS (Self Assessment of Service Statement) and it had a good return rate of 90.3%, some of the missing data will need to be supplied by the weekly CIW registration data that is sent to Newport Family Information Service to ensure accuracy. Figure 1a. sets out the number of active registrations and places at a fixed point in time (07/06/2021) in an attempt to be consistent with the time period for which the SASS information was collated. Whilst the SASS data accounts for 129 registered service providers, the CIW registration data accounts for 147 registered service providers.

5.1b Number of Childcare Providers & Type of Services (Registered and Unregistered/ Approved)

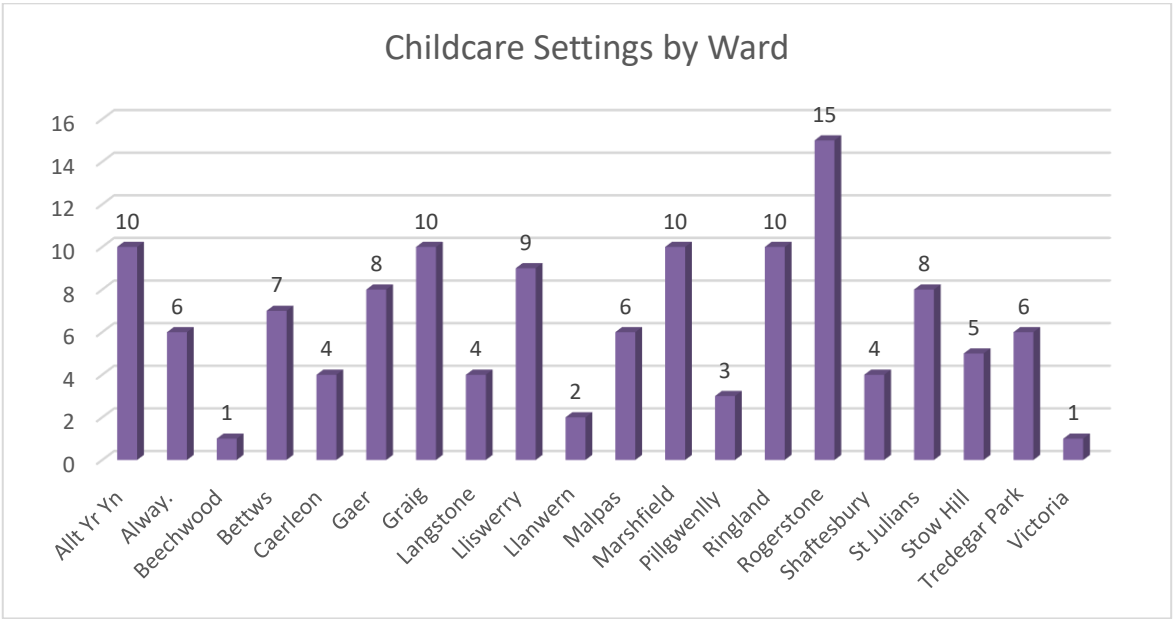
Registration type	Allt Yr Yn	Alway.	Beechwood	Bettws	Caerleon	Gaer	Graig	Langstone	Llanwern	Lliswerry	Malpas	Marshfield	Pillgwenlly	Ringland	Rogerstone	Shaftesbury	St Julians	Stow Hill	Tredeggar Park	Victoria
Full Day Care Total	2	0	0	1	3	2	1	2	2	3	1	4	1	2	2	0	5	4	2	1
FDC Inc Breakfast Club	1	0	0	0	2	0	0	1	2	3	1	2	0	1	0	0	3	4	0	0
FDC Inc After School Club	1	0	0	0	1	2	0	1	2	3	1	2	0	1	0	0	3	4	0	0
FDC Inc Holiday Club	1	0	0	1	2	1	0	1	2	3	1	3	0	0	1	0	4	3	1	0
Independently Registered Out of School	0	0	1	2	0	1	0	0	0	2	1	1	0	2	0	0	1	0	1	0
Before School	0	0	1	0	0	0	0	0	0	0	1	1	0	0	0	0	1	0	1	0
After School	0	0	1	1	0	0	0	0	0	2	1	1	0	0	0	0	1	0	1	0
Holiday	0	0	0	1	0	1	0	0	0	0	1	0	0	1	0	0	1	0	1	0
Sessional (Term Time Only)	0	3	0	2	0	1	0	1	0	1	1	0	1	2	0	2	0	0	1	0
Sessional AM	0	3	0	2	0	1	0	1	0	1	1	0	1	2	0	2	0	0	1	0
Sessional PM	0	2	0	2	0	1	0	0	0	1	1	0	1	2	0	0	0	0	0	0
Childminder	8	3	0	1	1	4	9	1	0	3	3	5	0	3	13	2	2	1	2	0
Open Access Play (Holidays)	0	0	0	1	0	0	0	0	0	0	0	0	1	1	0	0	0	0	0	0
	13	11	3	14	9	14	10	8	8	22	14	19	5	17	16	6	21	16	9	1
	Allt Yr Yn	Alway.	Beechwood	Bettws	Caerleon	Gaer	Graig	Langstone	Llanwern	Lliswerry	Malpas	Marshfield	Pillgwenlly	Ringland	Rogerstone	Shaftesbury	St Julians	Stow Hill	Tredeggar Park	Victoria

Figure 5.1 show in raw data the numbers of services and types in each ward from the SASS information provided to Newport Local Authority. 129 providers that completed the SASS are shown above. A high proportion of afterschool and holiday care in Newport is provided by our full day-care registered providers. With this in mind, the data is displayed to show which day care providers include breakfast, afterschool and holiday services. Independently registered Out of School care is separately displayed and broken down in the same way for comparative purposes.

5.1c Hierarchical depiction of childcare services by type at ward level.

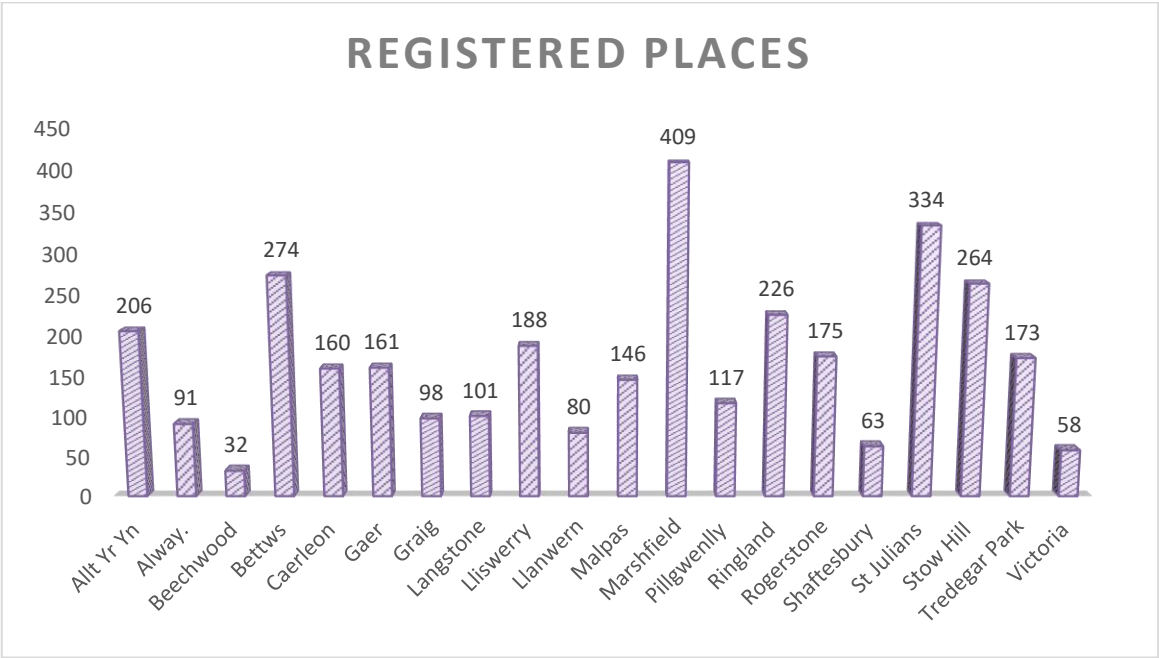


5.2a. Geographical Distribution of Childcare Providers & Services provided (Registered and Excepted/ Approved)



According to the SASS data, there is a concentration of childcare providers in the West of the City, particularly the three wards of Marshfield, Allt-Yr-Yn, Graig and Rogerstone. With 15 settings, Rogerstone is the ward with the highest number of settings within the City. This is primarily due to the high number of childminders located in these Wards. Conversely, there is a lower concentration of settings in Wards that are centrally located and to the East of the City, such as Beechwood, Llanwern Pillgwenlly, and Victoria. With the exception of Beechwood, there is primarily Local Authority run Flying Start provision within these Wards.

5.2b Geographical Distribution of childcare places



Displaying the distribution of places by ward shows a slightly different perspective on the distribution of childcare. Provider Types differ greatly in the number of registered places they have, childminders offer significantly fewer childcare places than a full day care setting for example. Figure 5.2b shows that Marshfield, St Julians, Bettws and Stow Hill have significantly more registered places than other wards as they contain larger childcare types. We need to be cautious when analysing data that we don't make assumptions and that the context of the data provided is evaluated.

Bettws ward for example, has only 1 full day care setting and 1 Out of School Club, the rest of the childcare provision within this ward is compiled of Local Authority run Flying Start provision at the time of the data capture. The ward has a large population of Flying Start families who are eligible for childcare the term after their second birthday until they turn 3. Due to the rigid eligibility criteria, this means that those who have children outside of Flying Start childcare age would need to seek alternative childcare arrangements and this could likely mean using childcare outside of their ward should the 2 private settings mentioned previously be full or not offer the services they require. Marshfield, seeing the highest distribution of childcare places reflects the working population figures within this ward.

5.2c. Vacancies by ward

The graph to the right shows the numbers of vacancies by ward and type for the period of June 7th to July 28th 2021.

Stow Hill reports the most unfilled places at 1455 places in full day care. This is an exceptionally high figure and could be a result of misinterpretation of the data requested.

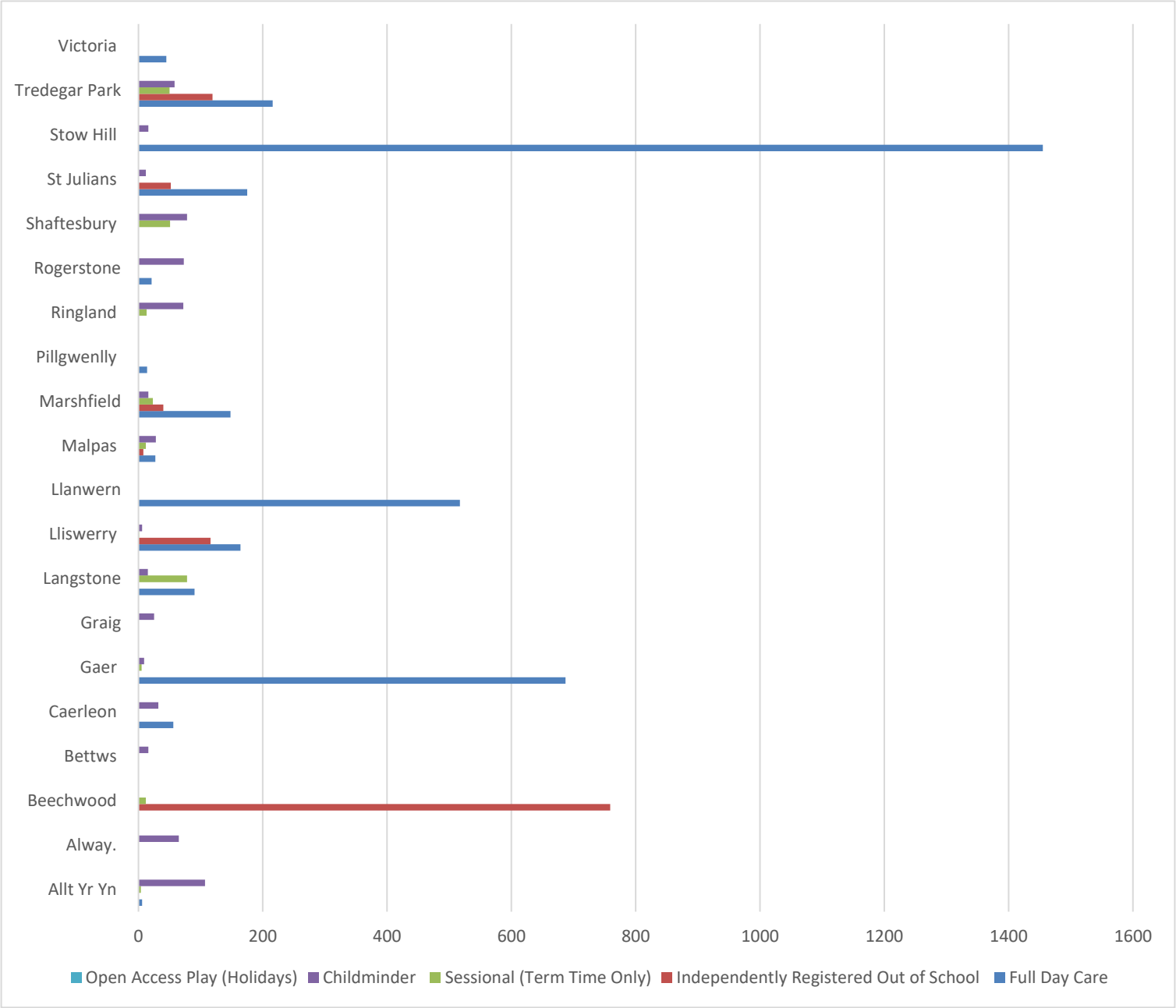
Bettws and Marshfield wards show the lowest number of vacancies across all types and wards.

Full Day Care Services overall have the largest number of unfilled spaces according to the data.

Beechwood ward shows the largest number of unfilled independently registered out of school clubs showing 759 unfilled places.

Allt Yr Yn ward shows the largest number of unfilled childminding places at 107.

Sessional care has the lowest number of unfilled spaces by type at 249. Langstone ward has the largest number of unfilled places at 78.



5.3. Childcare Places – Supply per Childcare Type

Registered Provision – Term Time

Due to the limitations of the data supplied, we have endeavoured to display below the availability and supply of childcare in TERM TIME as accurately as possible. Caution should be used when interpreting the data.

Childcare Type	Term Time							
	Open weekdays	Open before 8am	Open after 6pm	Over Night Care provided?	Weekend care provided?	Sessional?	More than 1 session per day	Break in between?
Childminder	60	33	3	1	3	N/A	N/A	N/A
Day Care								
Full Day Nursery	38	17	0	0	1	N/A	N/A	N/A
Sessional Day Care	15	0	0	0	0	15	9	15
Crèches								
Out of School Care SASS data	8	2	0	0	0	N/A	N/A	N/A
Open Access Play Provision	0	0	0	0	0	N/A	N/A	N/A

Registered Provision – Holiday Time

Due to the limitations of the data supplied, we have endeavoured to display below the availability and supply of childcare in HOLIDAY TIME as accurately as possible. Caution should be used when interpreting the data.

Childcare Type	Holiday Time						
	Open in Holidays	Open Summer	Open October Half term	Open Christmas	February	Easter	May
Childminder	61	52	46	23	42	40	39
Day Care							
Full Day Nursery	25	25	25	20	25	24	24
Sessional Day Care	4	4	0	0	0	0	0
Crèches							
Out of School Care SASS data	6	6	6	2	6	6	3
Open Access Play Provision	3	3	3	0	3	3	0

Traditionally, sessional care is open during term time only which offers an explanation for the low numbers of sessional care open in the holidays as shown in the table above. The data shows a consistent number of service provision open across all holidays with the exception of a dip for Christmas, Easter and May half terms. Local intelligence tells us that Christmas is a period where attendance can diminish therefore some settings do choose to close over this period. As Easter and May sometime fall into another financial year, those who are local authority funded can't plan to open beyond March 31st due to the uncertainty of budget allocations which has an impact both on availability, parental demand and workforce recruitment.

IN NEWPORT 61 CHILDMINDERS CURRENTLY LOOK AFTER 521 CHILDREN *OF THOSE WHO COMPLETED SASS

5.4 Supply of childcare services by type - Childminders

The following information will be taken from the 2021 SASS data extract. 61 childminders responded to the SASS out of a possible 69 that were active and registered during the period that the SASS was open for completion.

Figure 5.4a. Childminders per ward

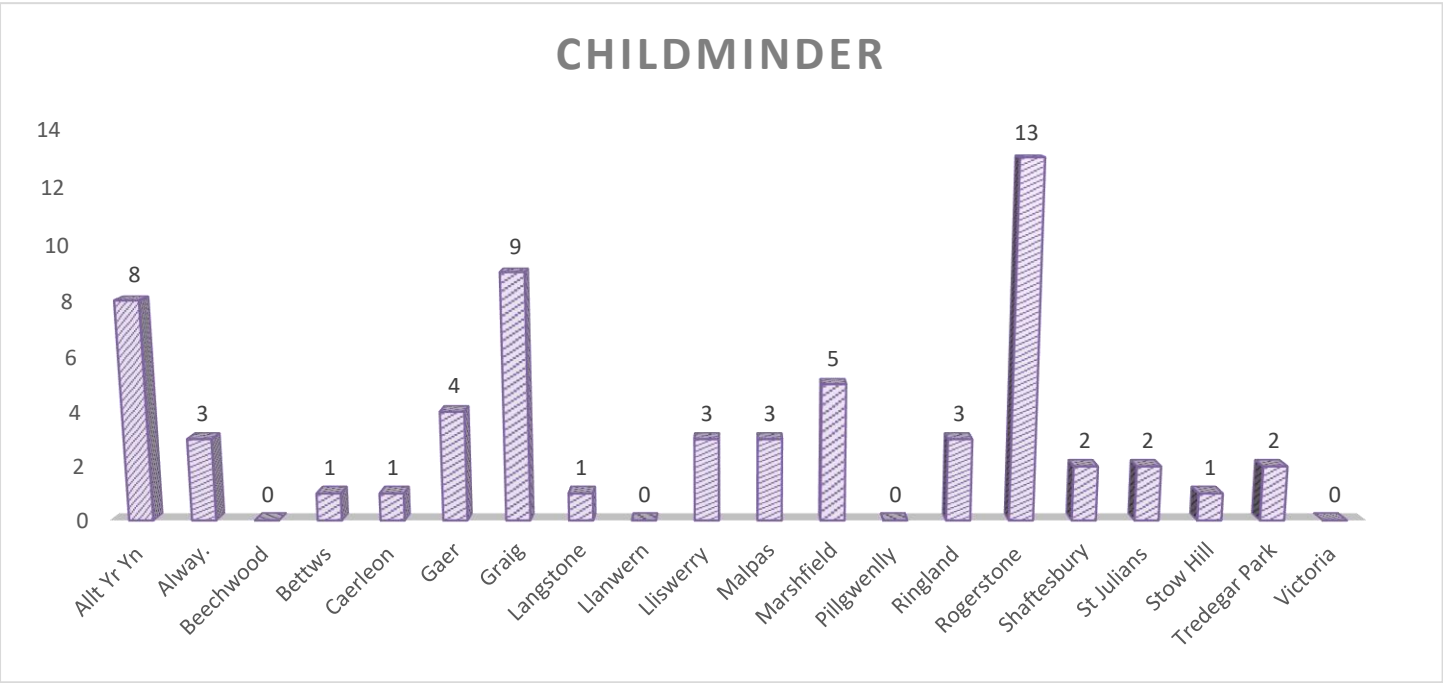


Figure 5.4a shows that from the 61 providers included in the data, the vast majority of them are situated in just three wards within Newport, Allt Yr Yn, Graig and Rogerstone. These wards have consistently shown more childminders within them and were the same three in the last full CSA published in 2017. Beechwood, Llanwern, Pillgwenlly and Victoria show 0 childminders.

Over the next 5 years, housing units due to be built total the following in each of those areas:

Beechwood	31
Llanwern	1240
Pillgwenlly	786
Victoria	45

With both Pill and Llanwern due to develop a substantial number of residential units, it is important factor in the impact this will have on demand in the area for childcare. Whilst there are currently no vacant buildings in Llanwern for other types of childcare, a marketing campaign to raise awareness of working as a childminder needs to be considered to help with the growing demand for childcare that will come with family homes and working parents. In Pill, the Local

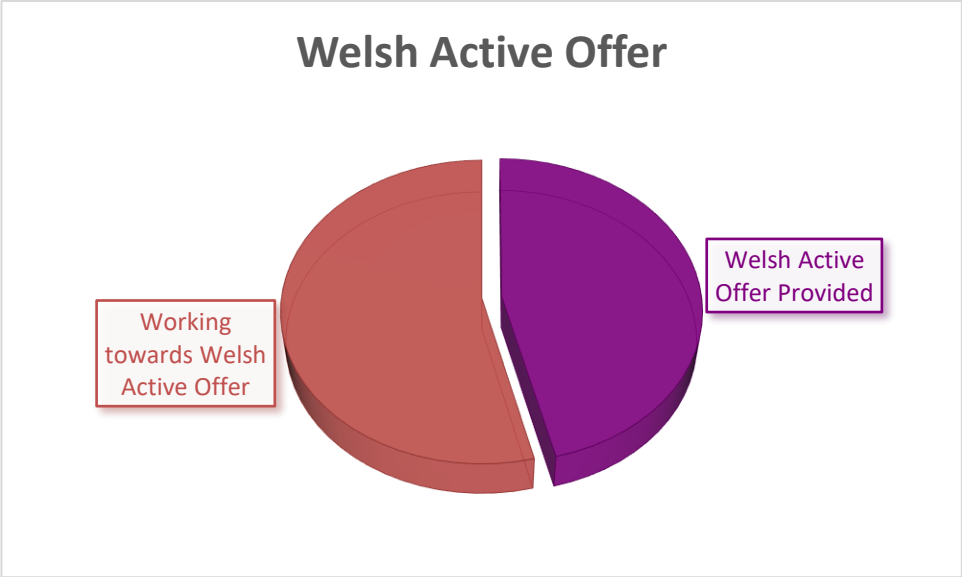
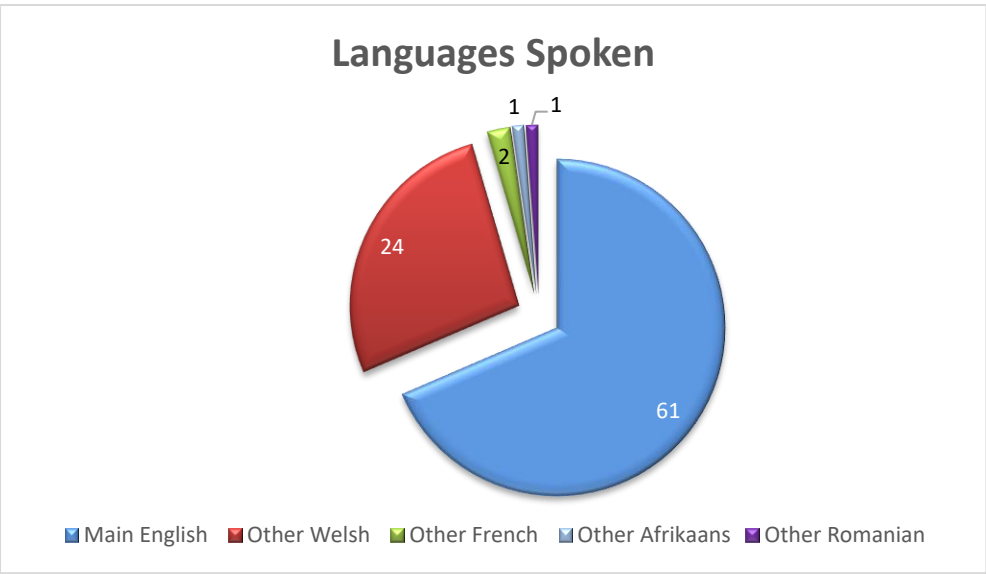
Authority have plans to develop sessional care with wrap around services through the Childcare Offer Capital funding. This development is due to complete within the next 12 months and will help to support the potential demand for childcare in this ward.

5.4b. Main Language Spoken by Childminders

According to the SASS data, the main language spoken amongst childminding services in English (100%). 39% of those who responded indicated that the other language spoken was Welsh.

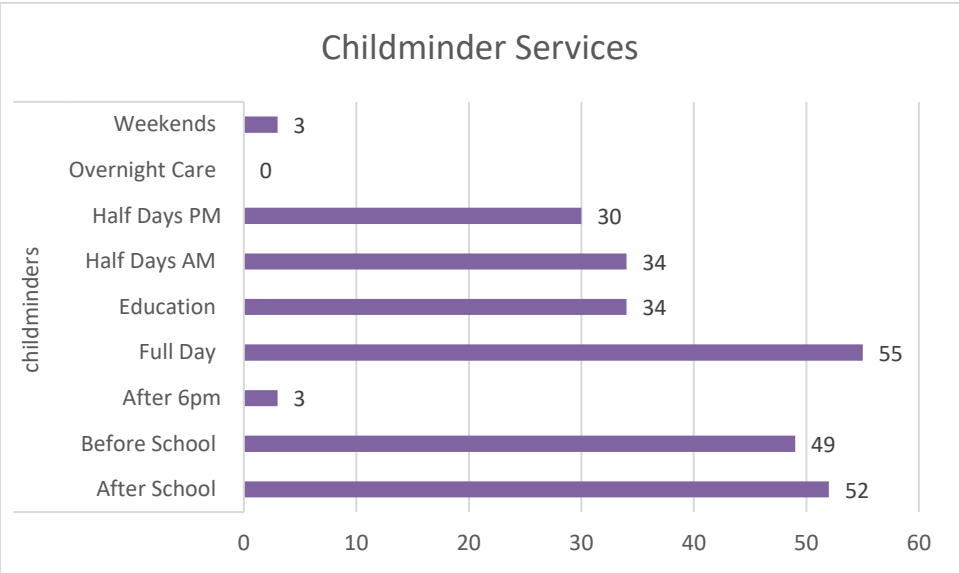
Figure 5.4b. Languages Spoken in setting.

No childminders indicated that Welsh was their main language spoken which has been consistent amongst childminders since the previous full CSA in 2017. However, only 12% indicated in the last CSA that they spoke Welsh in their settings so it is encouraging to see that we have an increase in the Welsh Language spoken amongst our childminders (increase of 12%).



6 Childminders indicated that they are part of the Welsh Active Offer whilst 7 childminders indicated that they are working towards the Welsh Active Offer.

5.4c. Range of Services provided



Childminders offer a range of services. 87% offer their services in both Term Time and School Holidays.

Most childminders consistently offer wrap around services to schools and are an integral for those parents in Newport who require before and after school care.

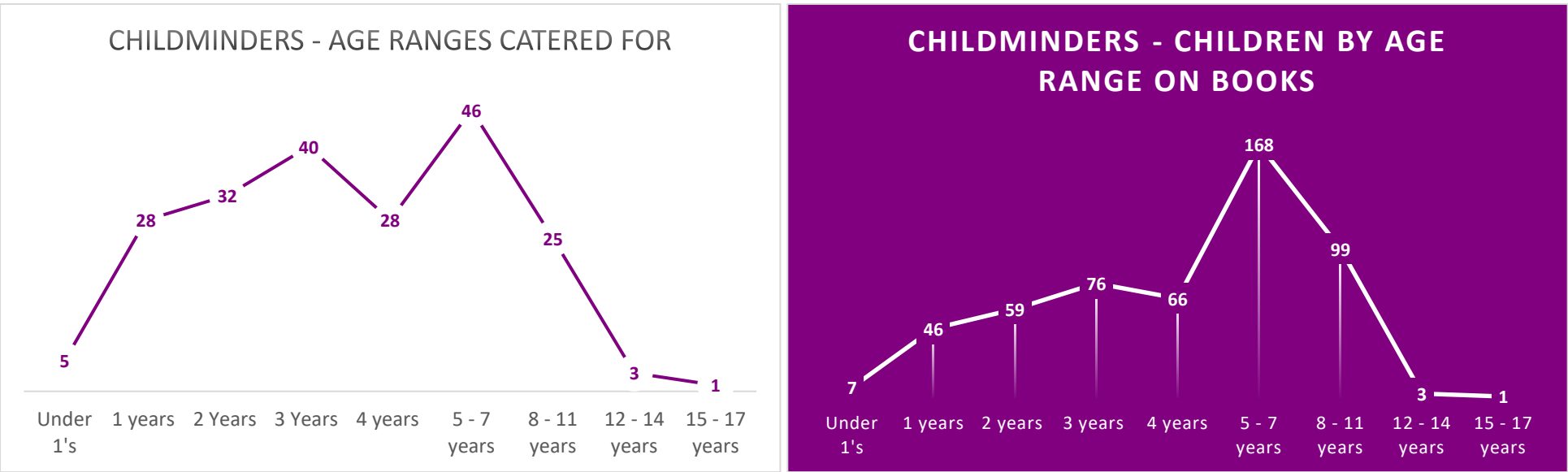
Whilst 34 out of 61 childminders indicated that they offer Early Education Placements, Newport Local Authority do not fund any childminders to deliver the Foundation Phase so it is assumed that respondents misinterpreted the question to mean do they offer placements for children who attend school nursery or that they follow the Foundation Phase curriculum.

5.4d. Age Ranges accepted and on books

Childminders can look after a maximum of 10 children at any one time depending on the ages in their care. The adult: child ratio is set by CIW and is explained within the [National Minimum Standards](#) and Regulation.

The following line graph shows that the common age range for childminders to look after at the time of the SASS was between 3 years and 7 years. The largest age range on the books at the time of the SASS was ages 5 to 7 years. This shows how important childminders are when analysing the after school age service provision.

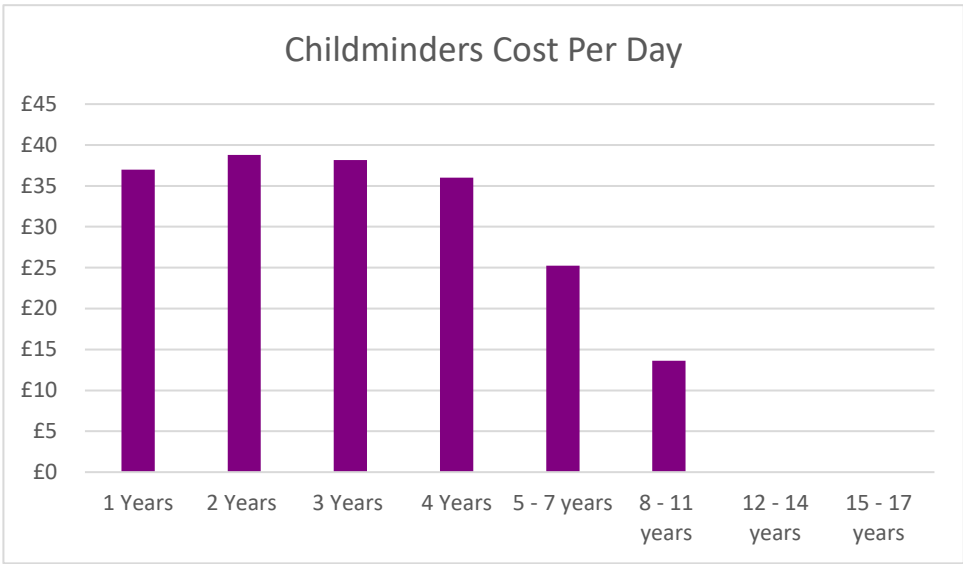
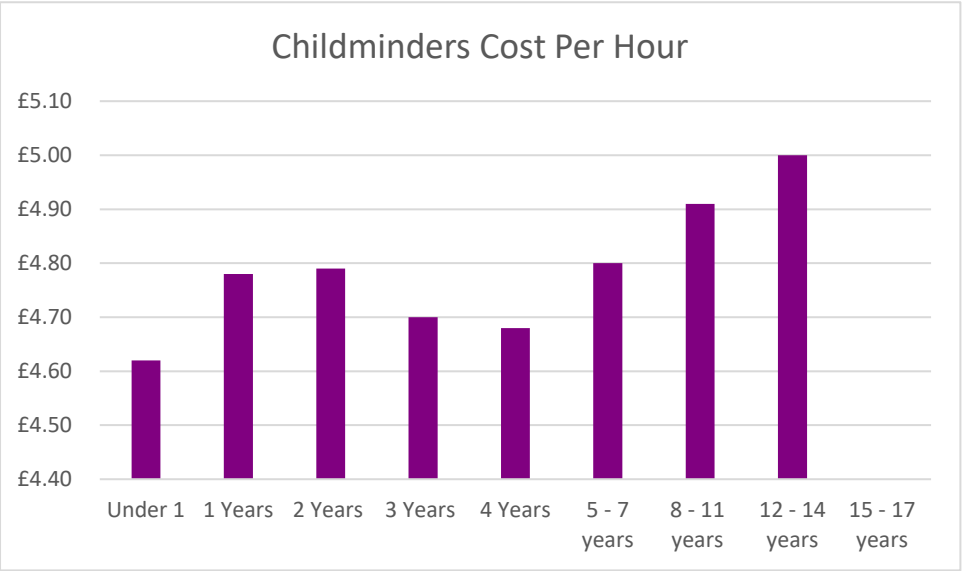
Figure 5.4d. Age range catered for and on books at the time of the SASS

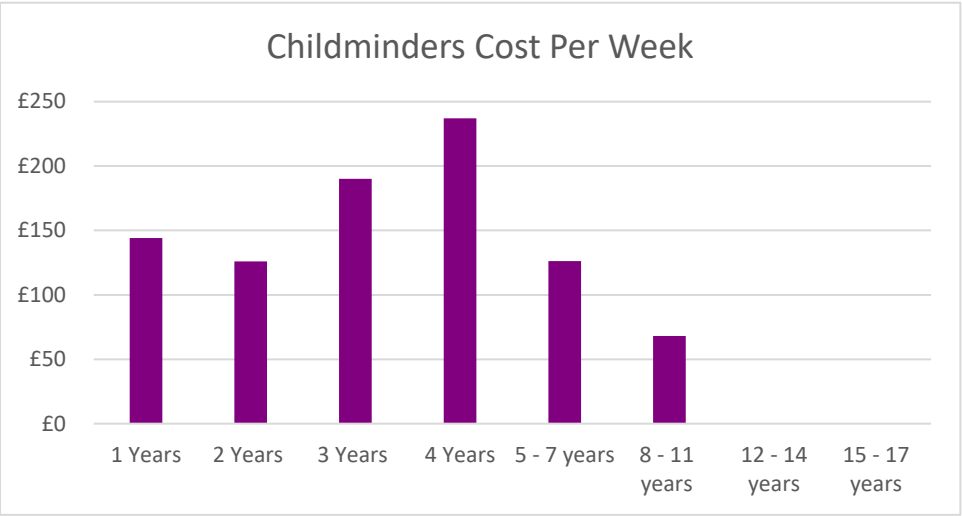


5.4e. Costs by Age Range

Below charts display the average costs that childminders charge per hour, day and week by age range. Caution must be used when interpreting the data as not all childminders answered every question on cost.

The highest average hourly cost is £5.00. The highest average daily cost is £38.80 The highest average weekly cost is £237





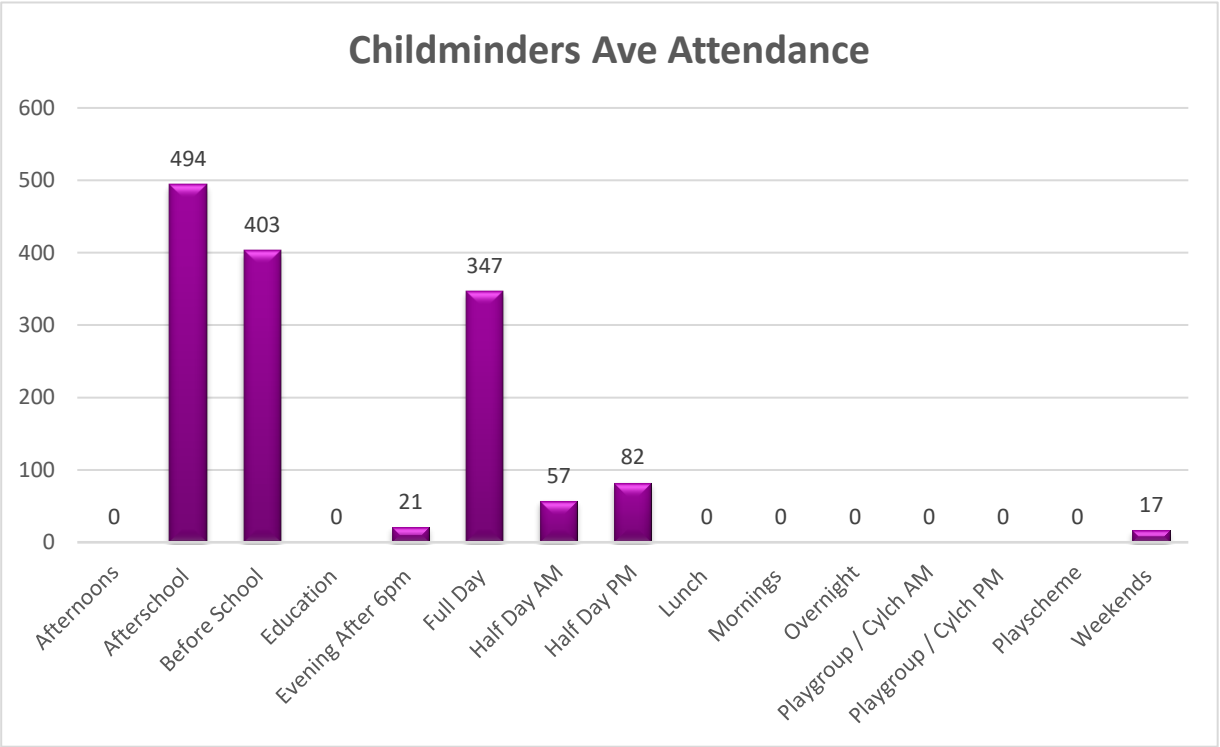
The average costs demonstrate a fluctuation in costs depending on the age of the children catered for. Those who are full time school age cost less per day and more per hour due to the nature of the service being offered and the need to work more in line with an hourly cost in order to make offering a service for a few hours only more viable for the business. The most expensive age range per hour appears to be 12-14 year olds, the most expensive per day are 2 year olds and the most expensive per week are 4 year olds. Whilst school age children attend less hours, they take up a full time childcare place that may not be able to be filled and therefore childminders need to compensate this loss by charging more per hourly rate. From this data, it shows that the average hourly cost for 3- and 4-year-olds is higher than the childcare offer rate by £0.50p.

5.4f. Childminder Usage

Figure 5.4f. displays the average number of children who attended childminding services during the weeks of June 7th 2021 to July 28th 2021 (4 weeks).

From those who responded (62 childminders), the data shows that the majority of children who attended this period were those who required After School care (**494 children**). The second most used service was before school (**403 children**). The third most used service was Full Day care (**347 children**).

The data is in line with local knowledge of childminding services in Newport and shows that Childminders are supplying a significant proportion of before and after school services that are crucial for school aged children.



5.4f. Geographical Usage

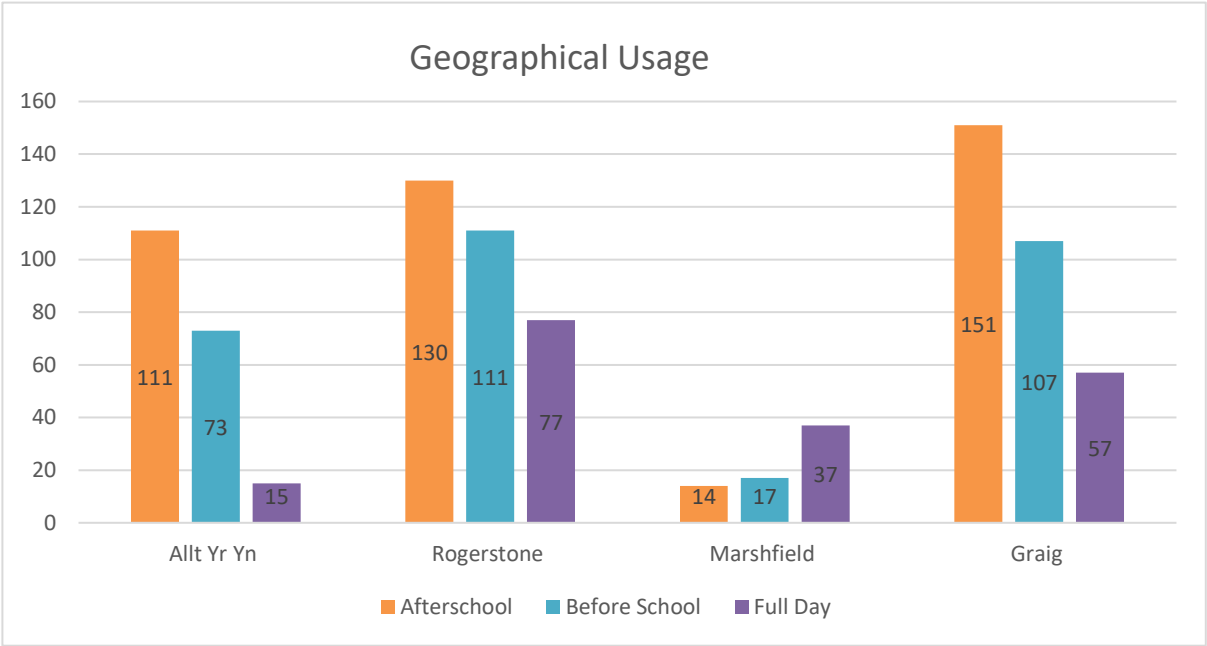
When thinking back to the geographical distribution of childcare it is useful to know that those wards with the most supply also make up the majority of use within the city.

Newport City Council

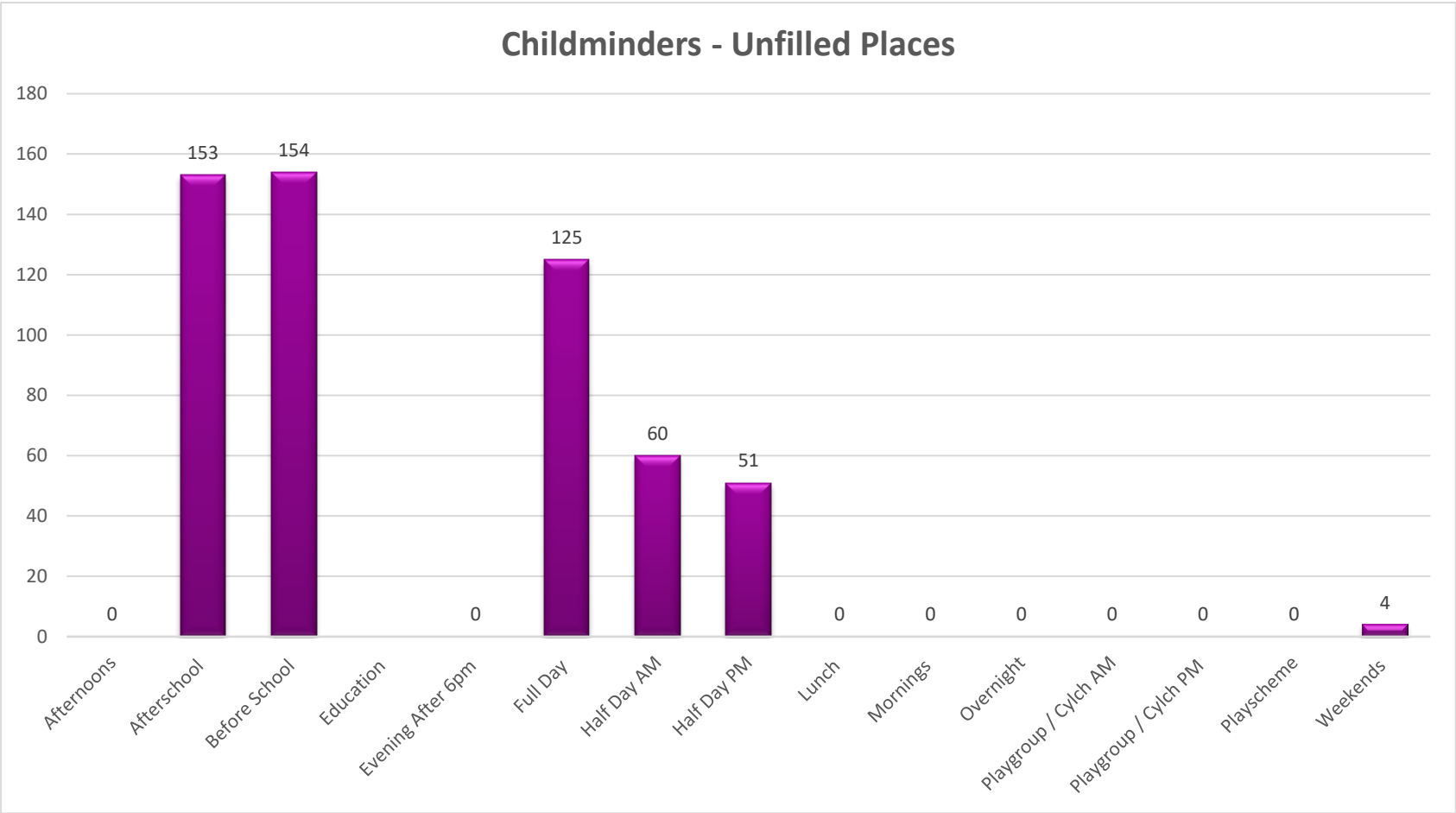
The majority of full day care use for childminders is situated in Rogerstone.

The most use of After school care is situated in the Graig.

The most use of Before school care is situation in Rogerstone.



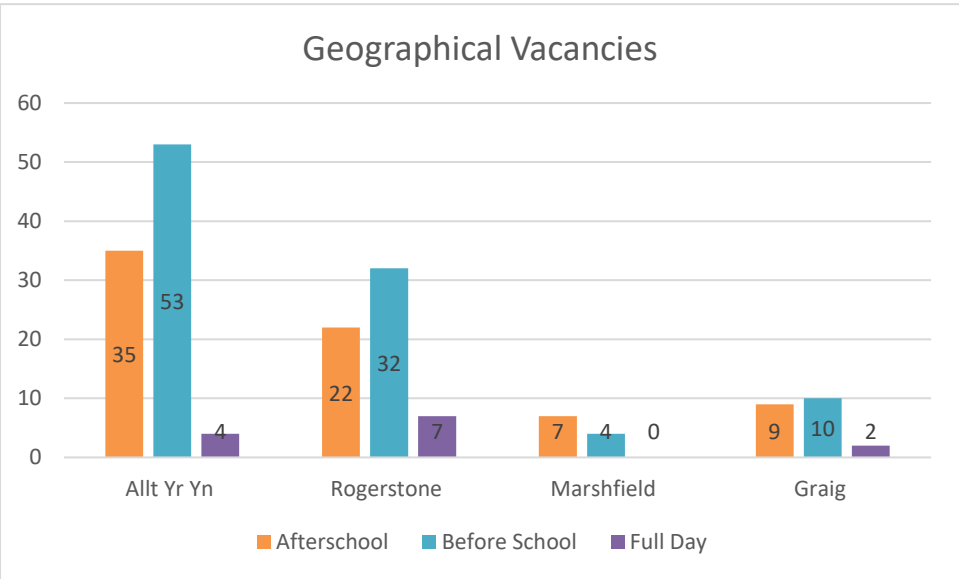
5.4g. Vacancies in Childminding services



According to the SASS data, the 62 respondents indicated that there were unfilled spaces for the same period (Jun7th – July 28th) displayed above. Despite Afterschool and Before school services being well attended over the 4 week period, there were still vacancies available within the supply of childcare places. The limitation of the data provided is the inconsistencies in interpretation of the question asked. How respondents interpret the data requested is significant as it we can't guarantee that there is consistency.

Figure 5.4h. Geographical Vacancies

For this section, the three most used services will be analysed. Detail on unfilled spaces can be found in section 5.2 (figure 5.2c).



The wards tested to the left are the wards with the most childcare.

Marshfield ward shows 0 vacancies during that time period for full day care.

Marshfield shows the least vacancies across all services.

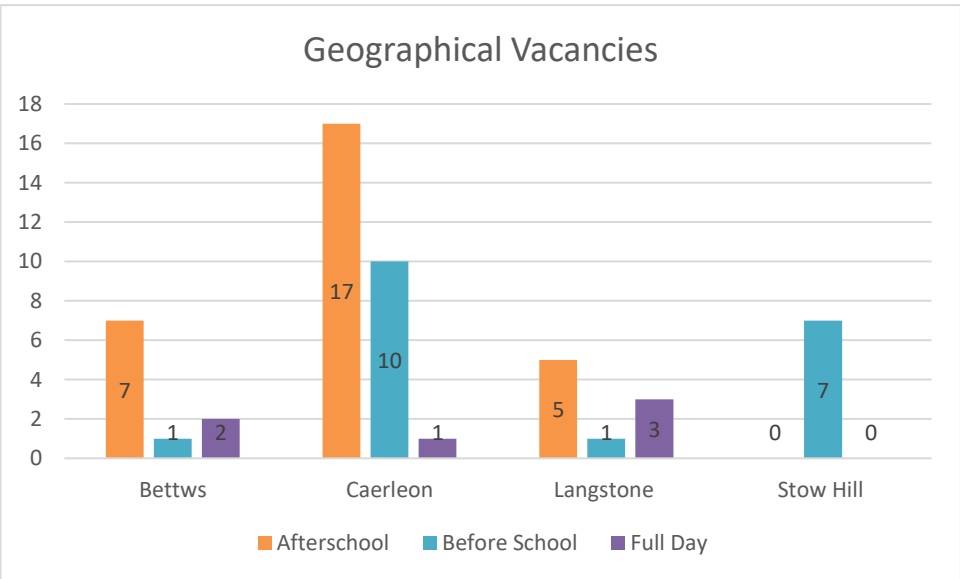
This shows that supply is only just meeting with demand at this time within these 4 wards.

The wards tested to the right are the wards with the least childcare.

Stow Hill ward shows 0 vacancies during that time period for After school and Full day care.

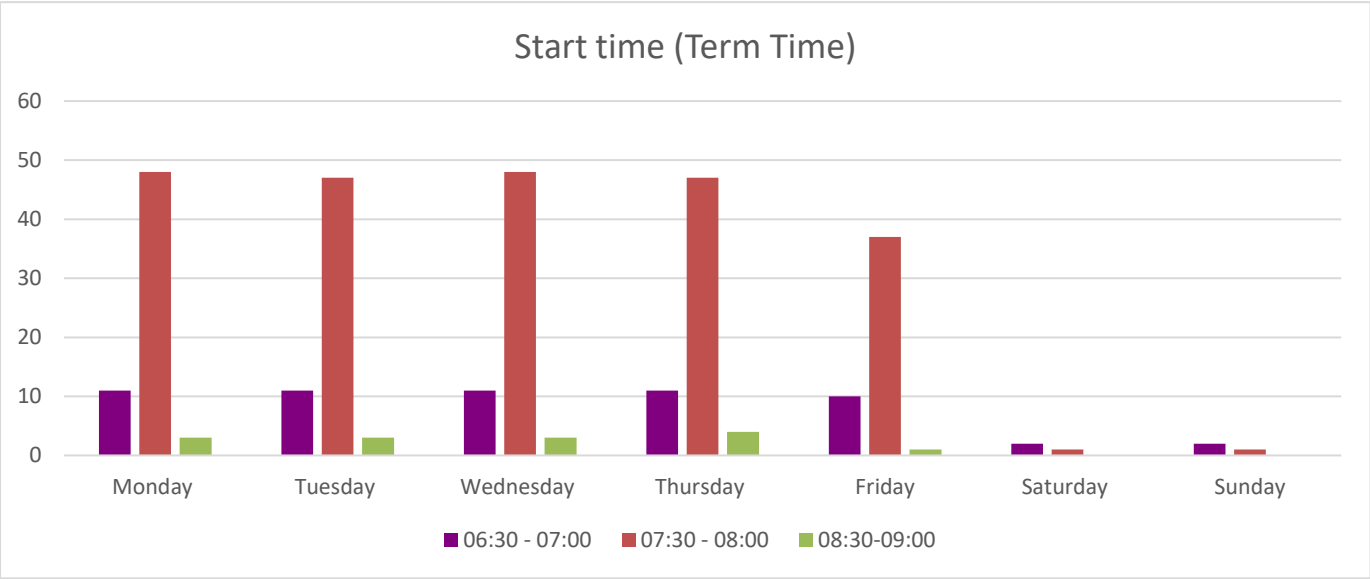
Stow Hill Ward shows the least vacancies overall.

Whilst Caerleon only has 1 childminder (who responded), they still show the most unfilled spaces for this time period.



5.4i. Term Time Opening Hours

Figure 5.4i displays the range of start times that childminders open their services during term time.



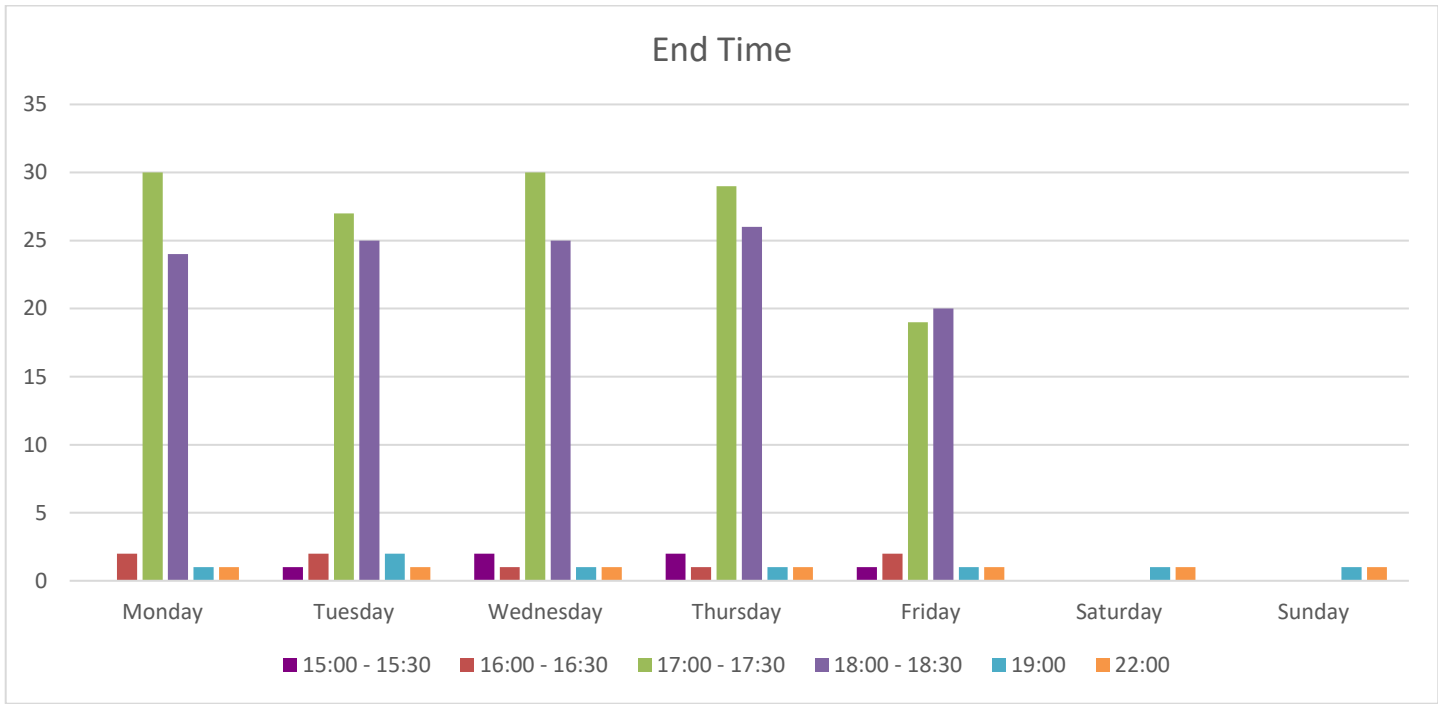
The majority of childminders open from between 07:30am and 8:00am.

Fridays show fewer childminders open on this day during the working week.

Weekend Care is not available in large numbers (3 childminders offer this service) and the average start time is between 06:30am and 07:00am.

5.4j. Term Time Closing Times

Figure 5.4J displays the closing times of childminders across the city.



The majority of childminders close between 17:00 and 18:00.

Friday shows fewer childminders open on this day during the working week.

Weekend care is not available in large numbers (3 childminders offer this service) and the average close time is between 19:00 and 22:00.

5.4k. Holiday Time Opening Hours

Figure 5.4k displays the range of start times that full day care opening their services during school holidays.

	Services open	All Weeks	Some Weeks	5 days per week	some days per week	weekends
Summer Holidays	52	8	44	8	44	
October Half Term	46	46	0	28	17	1
Christmas Holidays	23	6	16	2	20	1
February Half Term	42	42	0	27	13	2
Easter Holidays	40	15	24	4	36	2
May Half Term	39	39	0	16	18	2

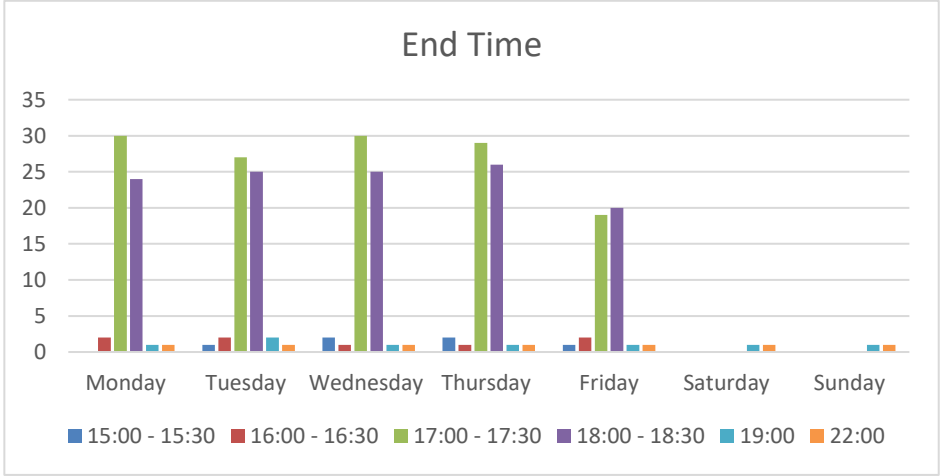
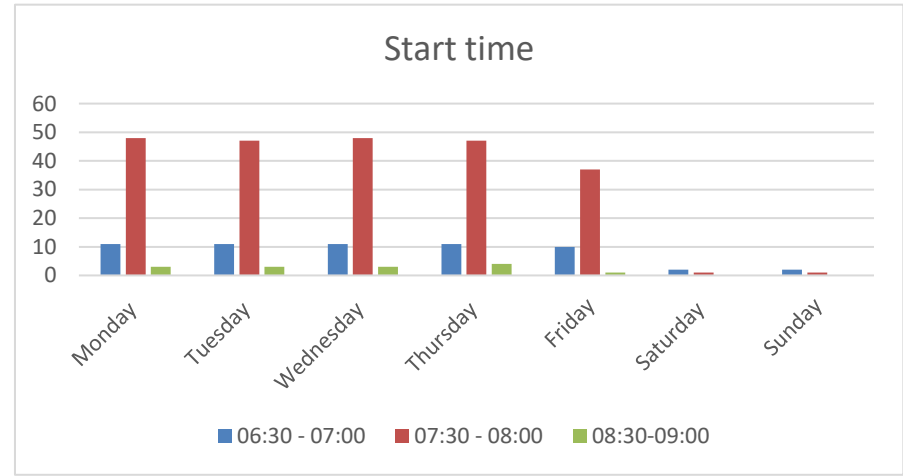
Few childminders are open during the school holidays on weekends.

There are varying numbers of services open during each school holiday for either all or part of the holiday period.

Over 50% of those open offer services during the summer holidays. Only 13% are open for the whole of the summer holiday period.

Christmas holidays sees the fewest services open (37% of all providers)

There was no change to the opening or closing times of the services provided.

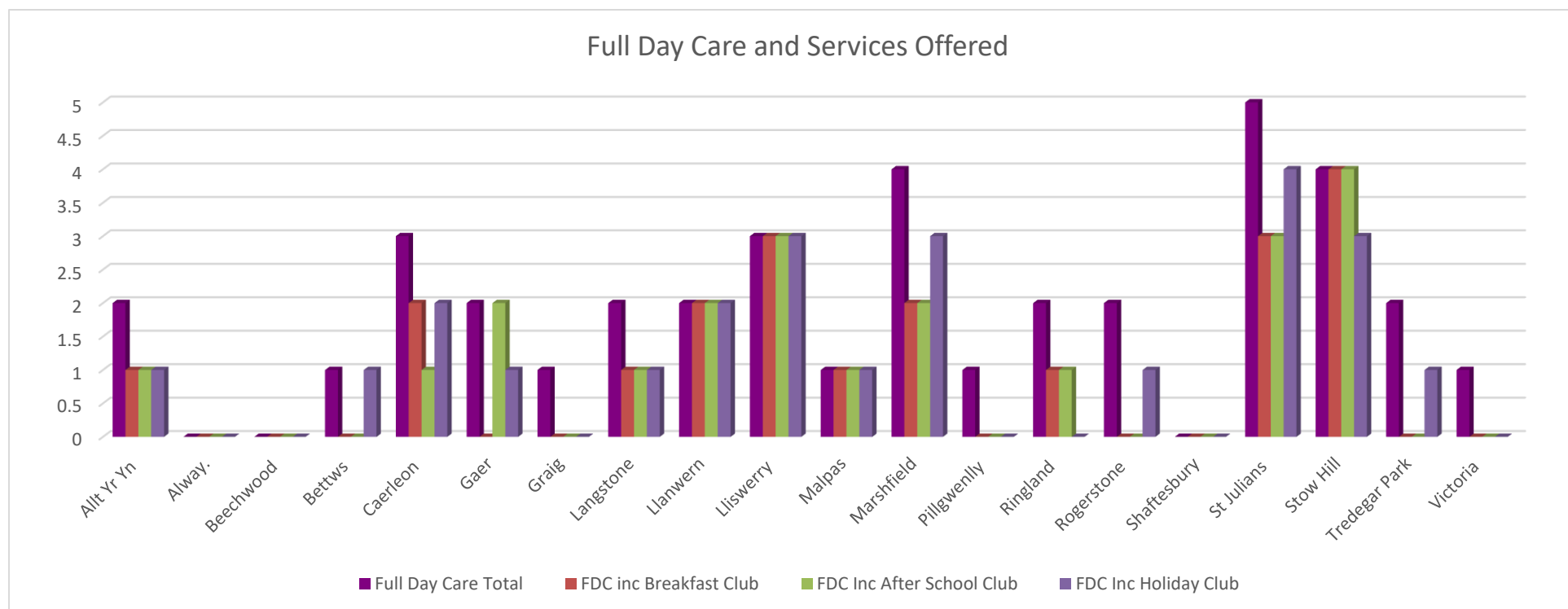


IN NEWPORT 38 FULL DAY CARE SERVICES CURRENTLY LOOK AFTER 2717 CHILDREN

5.5 Supply of childcare services by type – Full Day Care

The following information will be taken from the 2021 SASS data extract. 38 Full Day Care services responded to the SASS (100%) that were active and registered during the period that the SASS was open for completion.

Figure 5.5a. Full Day Care by Ward



According to the data:

20 of the 38 Full Day Care Services provide After School provision

21 of the 38 Full Day Care Services provide Breakfast Clubs

24 of the 38 Full Day Care Services provide Holiday Provision

Marshfield, St Julians and Stow Hill have the majority of Full Day Care with 4, 4 and 5 Full Day Care services respectively. Alway, Beechwood and Shaftesbury show no Full Day Care services operation in those wards.

Over the next 5 years, housing units due to be built total the following in each of those areas:

Alway	79
Beechwood	31
Shaftesbury	0

No one of the three wards are due to develop substantial amounts of residential units. However, it is still important to consider the impact that any new housing units will have on demand for childcare. Parts of Alway are Flying Start eligible, and as such any developments in Flying Start Wards, whether that be private, affordable housing or housing association, will consider the impact on demand for Flying Start childcare and health services and also pay due regard to the lack of private childcare for those families that fall outside of Flying Start eligibility.

5.5b. Main Language Spoken in Full Day Care

According to the SASS data, the main language spoken amongst Full Day Care services is English (95%). One of those who responded indicated that the other language spoken was Welsh.

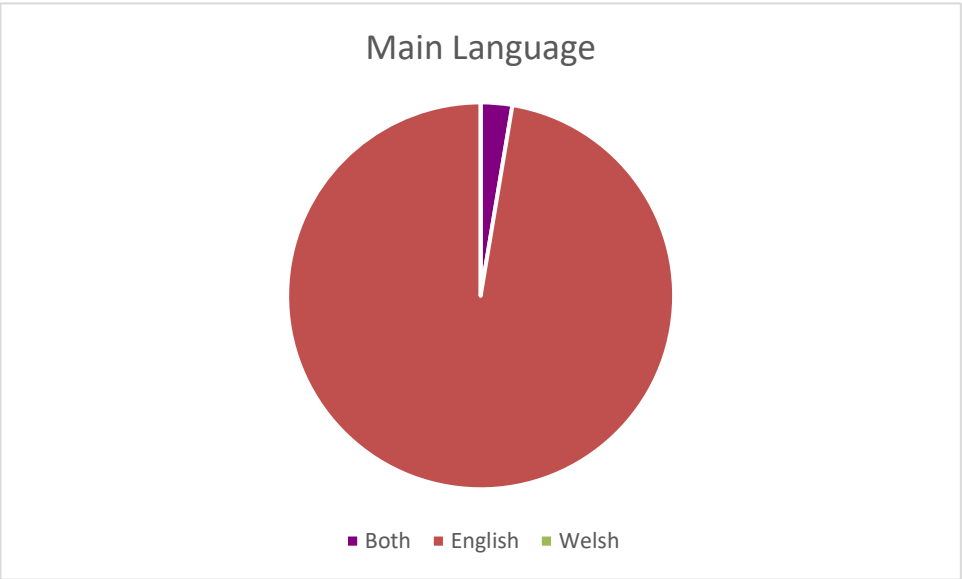
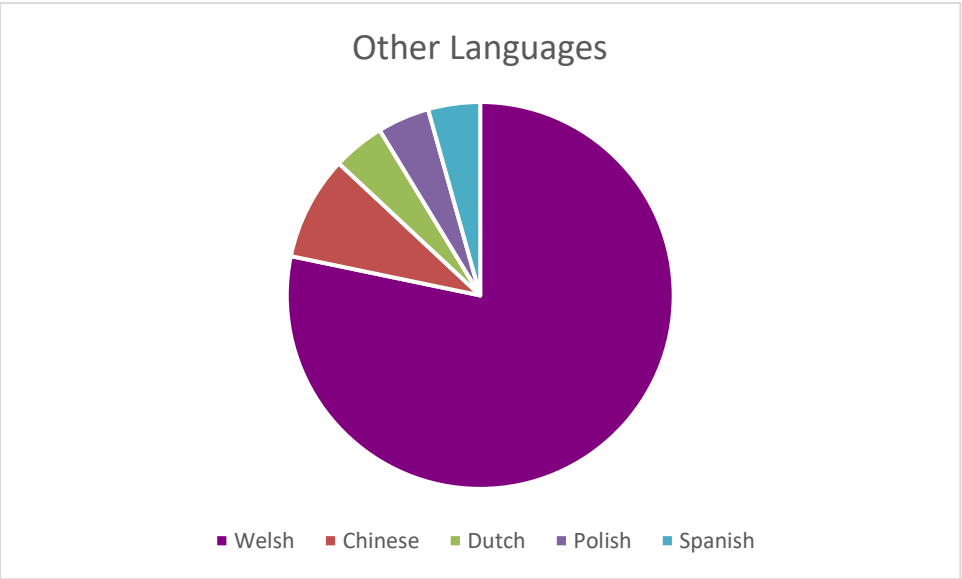


Figure 5.5b. Languages Spoken in setting.

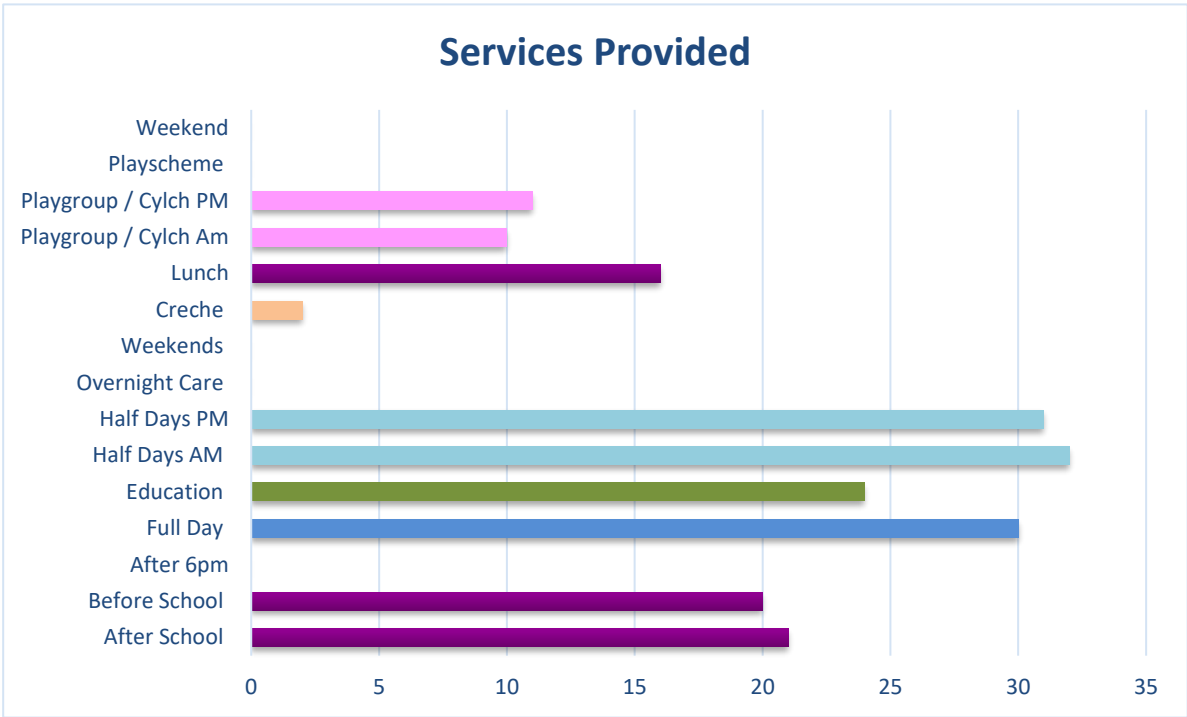


47% of Full Day Care settings indicated that the other language they speak within their service is Welsh. 5 % indicated that the other language they speak is Chinese and 3% speak either Dutch, Polish, or Spanish.

Figure 5.5c. Welsh Active Offer

No Full Day Care services that responded to the SASS indicated that they were part of the Welsh Active Offer. 8 Full Day Care Services indicated that they were working towards the Welsh Active Offer.

5.5c. Range of Services provided



Full Day Care offer a range of services. 11 of the 38 Full Day Care services indicated that they operated term time only (29%).

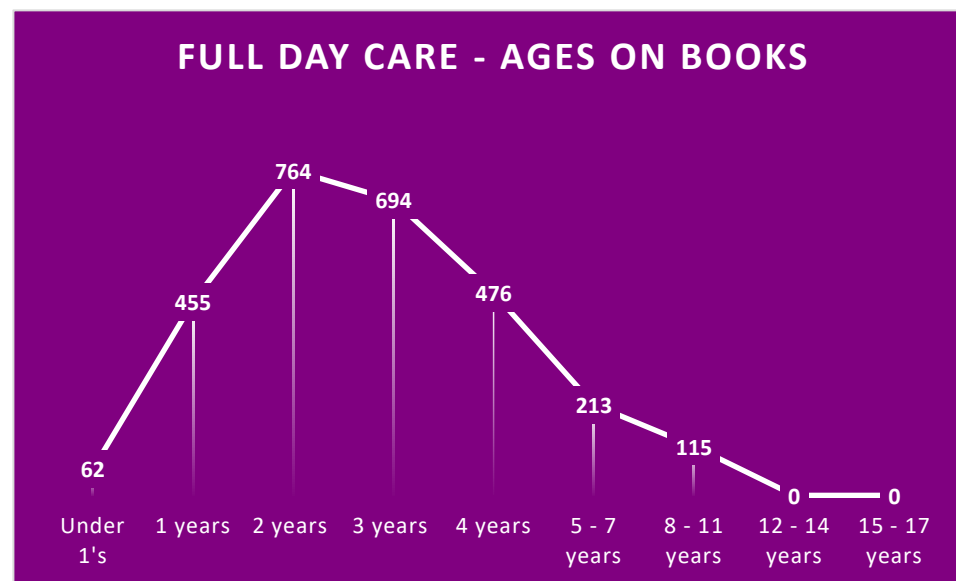
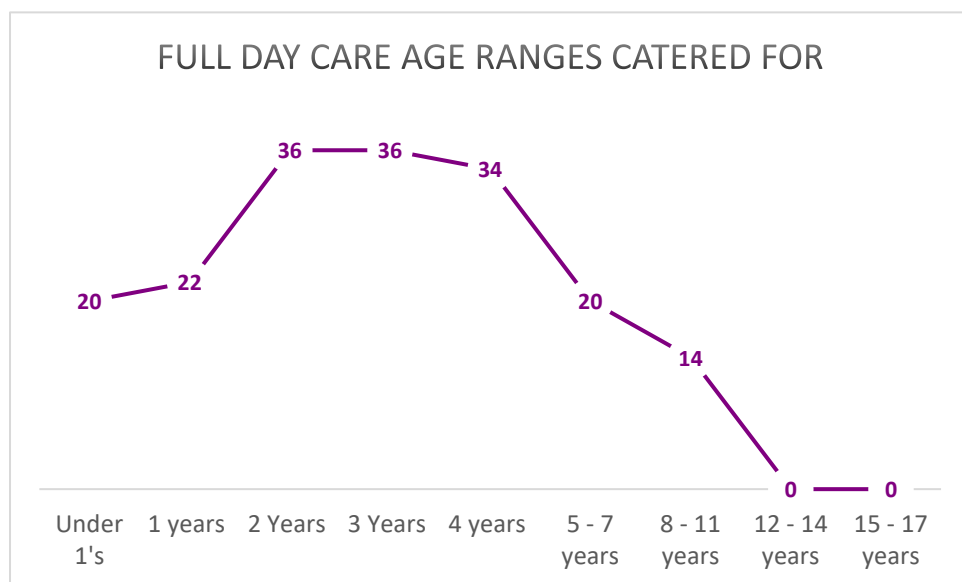
Most Full Day Care services that are Private Day Nurseries consistently offer Full Day (79%), half day AM (84%) and half day PM (82%) sessions.

Whilst 24 out of 38 Full Day Care Services indicated they offer Early Education, Newport Local Authority fund 22 Full Day Care Settings to deliver the Foundation Phase so it is assumed that respondents misinterpreted the question to mean ‘do you offer placements for children who attend school nursery or that they follow the Foundation Phase curriculum’ or ‘do you follow the Foundation Phase’.

No Full Day Care services provide care after 6pm, overnight or on weekends.

Those who are registered as Full Day Care but run sessional sessions equates to 29% and the majority of those services offer both morning and afternoon sessions (10 out of 11). 42% of Full Day Care services run lunch provision linked to their local school wrap around services.

5.5d. Age Ranges accepted and on books



Full Day Care services can look after children up to the age of 12 years of age and 17 years of age for those children with a disability. The adult: child ratio is set by CIW and is explained within the [National Minimum Standards](#) and Regulation.

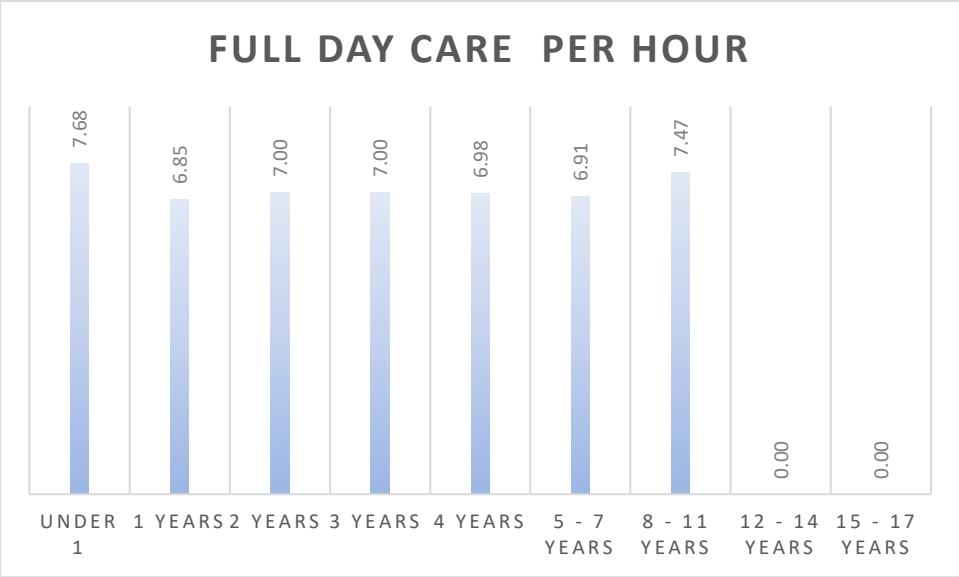
The following line graph shows that the common age range for Full Day Care services is from under 1 years to 5-7 years with 8-11 years close behind. The largest age range on the books at the time of the SASS was ages 2 years of age, closely followed by 1, 3 and 4 years of age.

A large proportion of school age children are looked after by Full Day Care Services showing the importance of this type of care for after school provision.

5.5e. Costs by Age Range

Below charts display the average costs that full day care services charge per hour, session, day and week by age range. Caution must be used when interpreting the data as not all full day care services answered every question on cost and there appears to be anomalies present within the raw data.

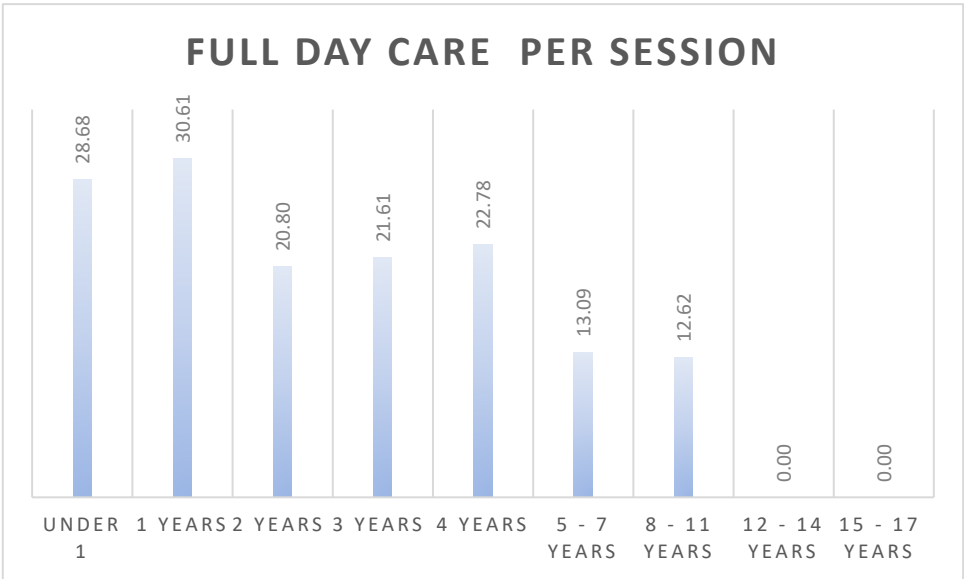
The highest average hourly cost is £5.54. The highest average session costs £16.69. The highest average daily cost is £31.28 The highest average weekly cost is £135.89

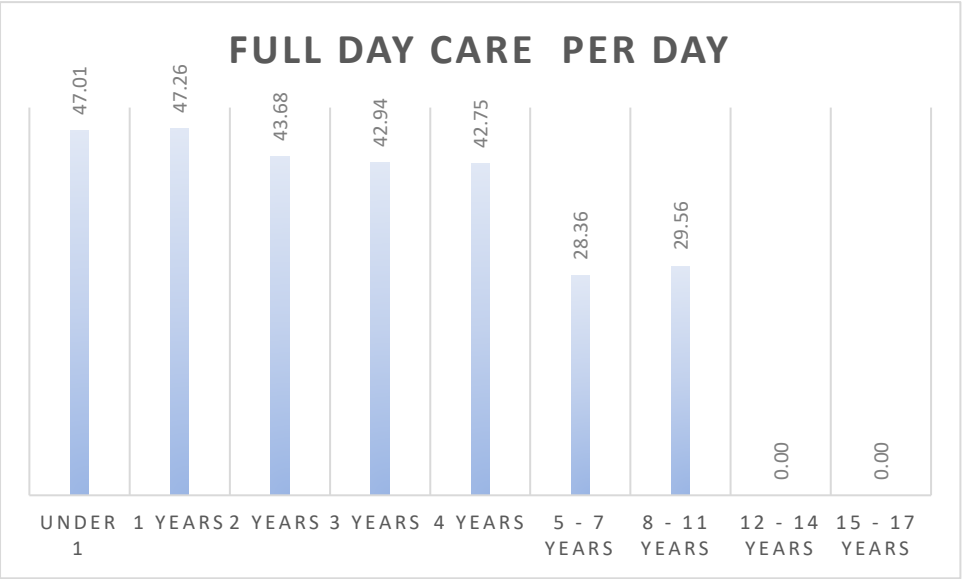


The average costs demonstrate a fluctuation in the costs of childcare for this service type depending on the age of the children catered for.

Those who are full time school age cost less per day and more per hour due to the nature of the service being offered and the need to work more in line with an hourly cost to make offering a service outside of half days or full days more feasible.

From this data, we can see that the average hourly rate for Full Day Care is higher than the hourly rate of the Childcare Offer for Wales by £2.50.

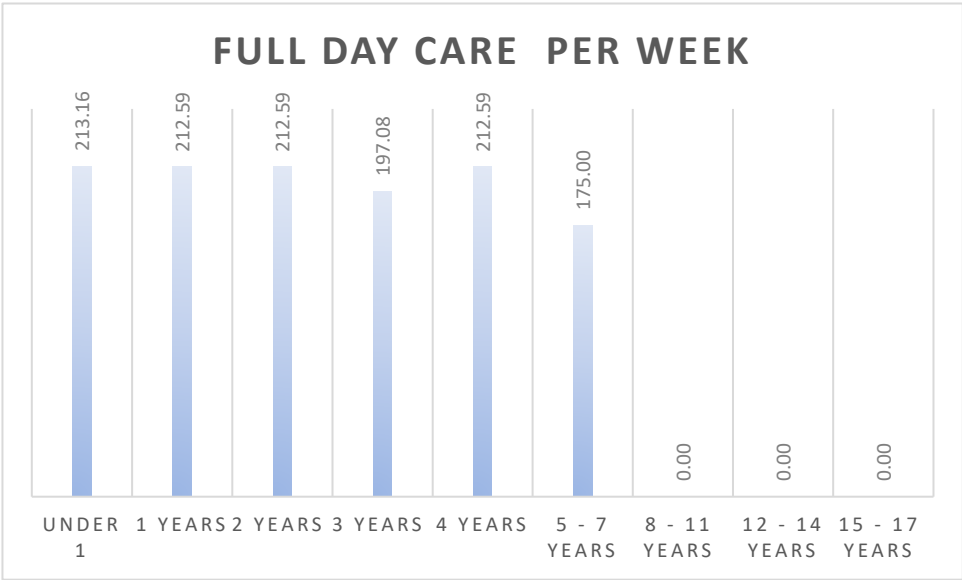




The most expensive age range per hour appears to be under 1's and 8- to 11-year-olds, the most expensive per day and per session are 1 year olds and the most expensive per week are under 1's.

This service type offers the majority of Newport's after school care (5 – 11 year olds) which averages at a cost of 7.47 per hour, 12.62 per session, and 29.56 per day.

Costs of weekly childcare for this service type remains steady across the age ranges with the exception of the age group 5-7 year olds. Full Day care for older children was not recorded by respondents for this service type.

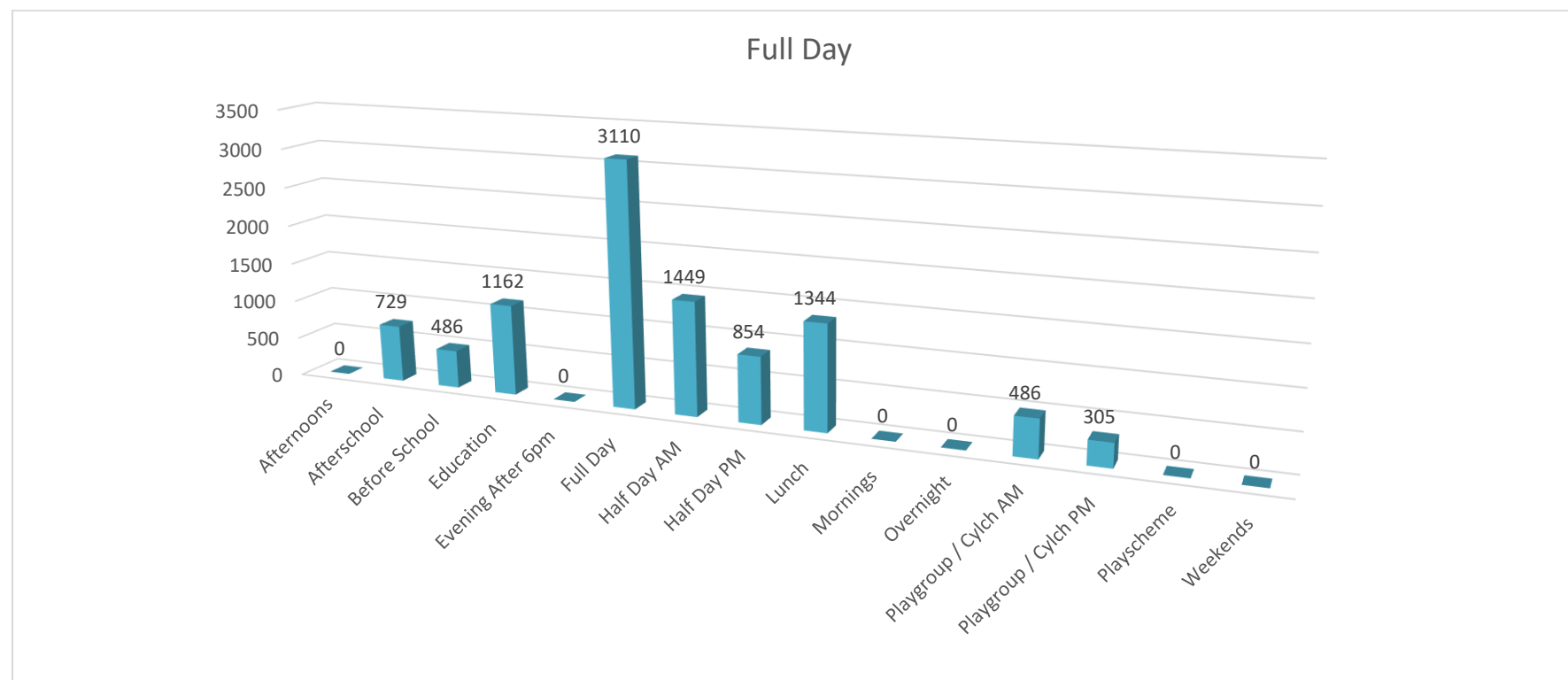


5.5f. Full Day Care Usage

Figure 5.5f. displays the average number of children who attended full day care services during the weeks of June 7th 2021 to July 28th 2021 (4 weeks).

From those who responded (38 services), the data shows that the majority of children who attended this period were those who required full day care (**3110 children**). The second most used service was half day am (**1449 children**). The third most used service was lunch services (**1344 children**).

The data is in line with local knowledge of full day care services in Newport. However, at the time of the data capture, some school pick up services were not permitted to run in line with some school's restrictive measures for COVID19 which would explain the slightly lower than expected attendance.



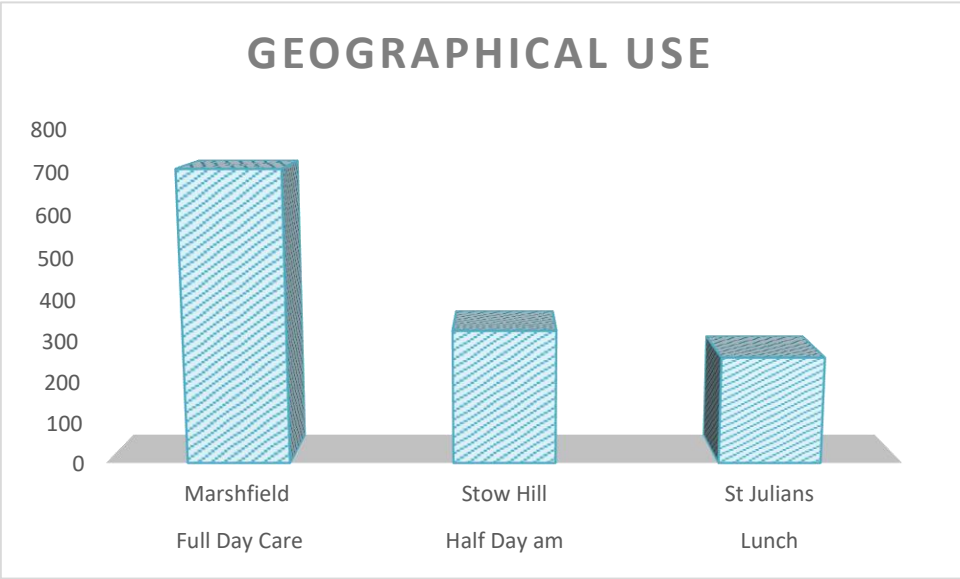
5.5f. Geographical Usage

When thinking back to the geographical distribution of childcare, it is useful to know that those wards with the most supply also make up the majority of use within the city.

The majority of full day care use for full day care is situated in Marshfield.

The most use of half day care is situated in the Stow Hill.

The most use of lunch care is situation in St Julians



5.5ga. Vacancies in full day care services

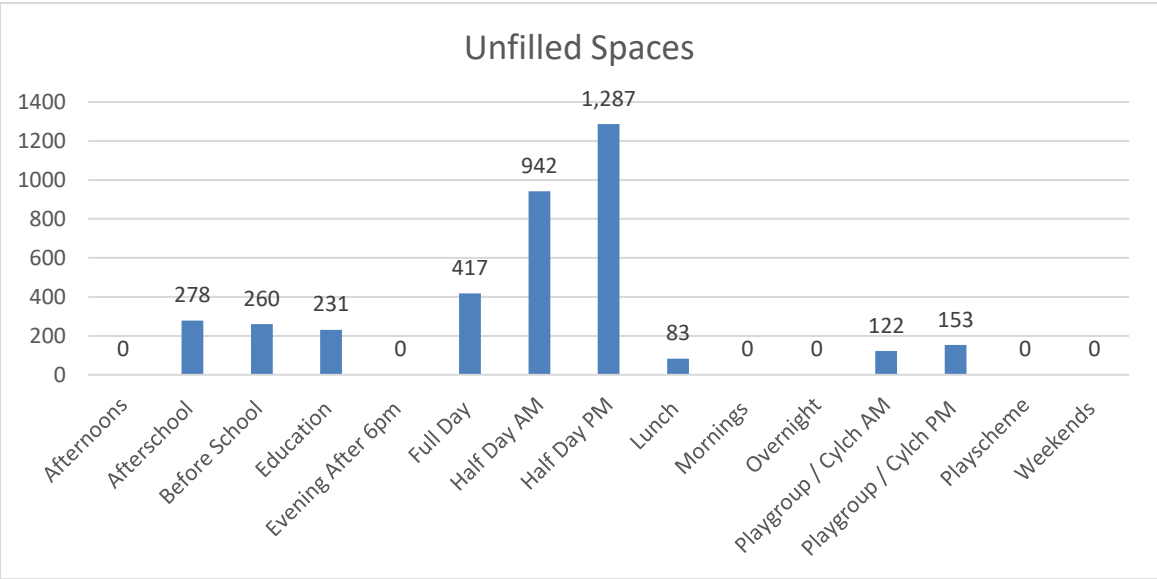


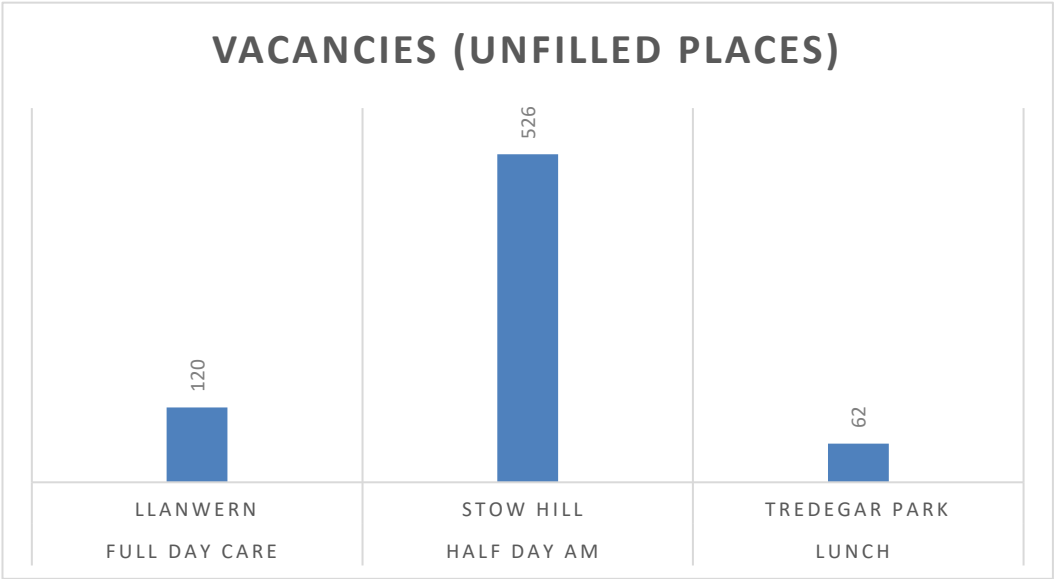
Figure 5.5g. shows the number of unfilled spaces by service offered.

According to the SASS data, the 38 respondents indicated that there were unfilled spaces for the period June 7th – July 28th 2021. Despite indication that full day care services were well attended over the 4 week period, there were still vacancies available within the supply of childcare places. There are also a high number of vacancies for half day am and pm too. The limitation of the data provided is the inconsistencies in interpretation of the question asked. How respondents interpret the data requested is significant as it we can't guarantee that there is consistency.

5.5gb. Geographical Vacancies (unfilled) in full day care services

Detailed analysis of unfilled places can be found in section 5 (figure 5.2). Respondents of the SASS for this service type show unfilled spaces (vacancies) for the stated period in these wards for the most used services.

Full day care registration type show the largest number of unfilled places overall with Llanwern ward showing the largest number of full time places unfilled (8-6pm).



5.5gc Waiting Lists

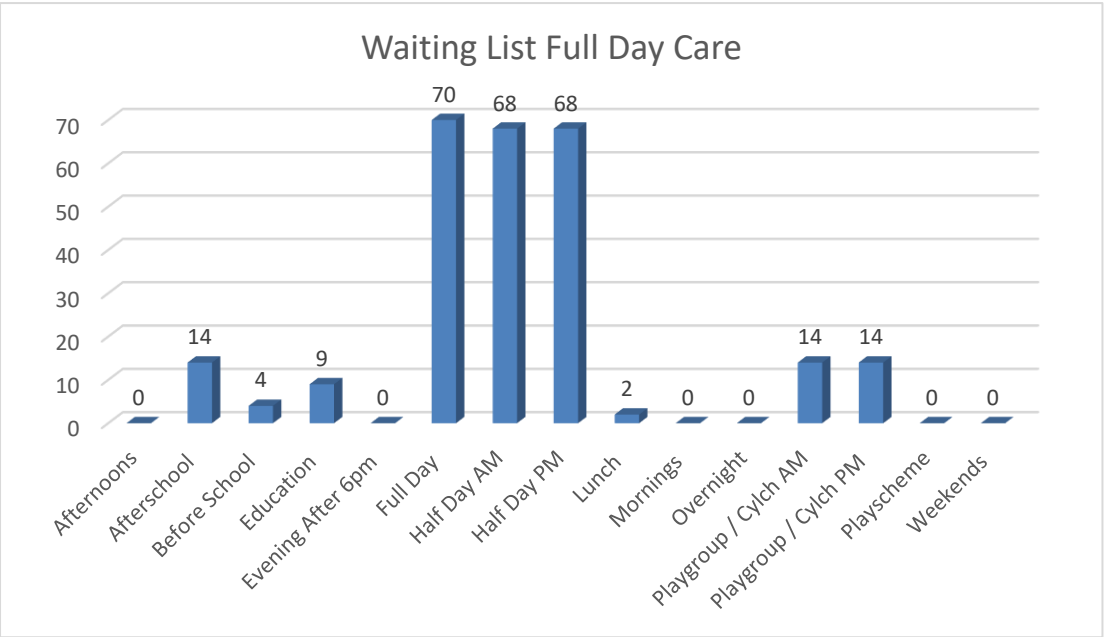


Figure 5.5gc show waiting lists for Full Day Care services. Full day service, half day am and half day pm show the highest number of children on the waiting list.

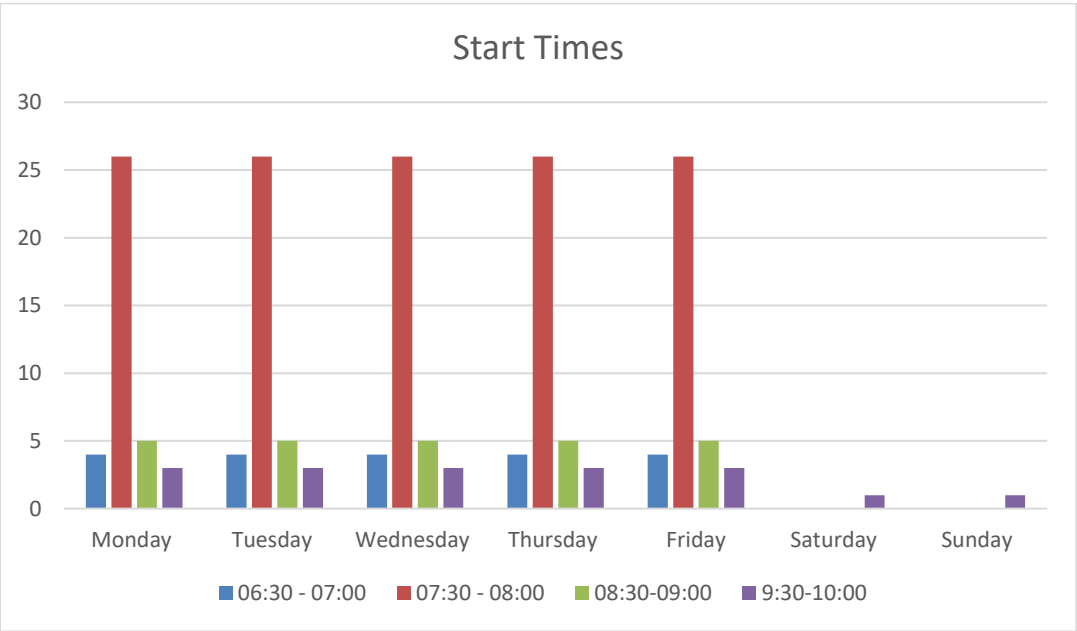
Caution should be used when interpreting the data as we cannot be sure that children are not on more than one waiting list at any one time, or found a placement elsewhere but not informed the setting that they appear on the waiting list for.

The average number on waiting lists equate to 6.57 per full day care setting.

As numbers of unfilled spaces outweigh the numbers on waiting lists it could be assumed that available places outweigh demand. However, the impact of covid on day to day running must be considered before any conclusive evidence is known.

5.5i. Term Time Opening Hours

Figure 5.5i displays the range of start times that full day care open their services during term time.



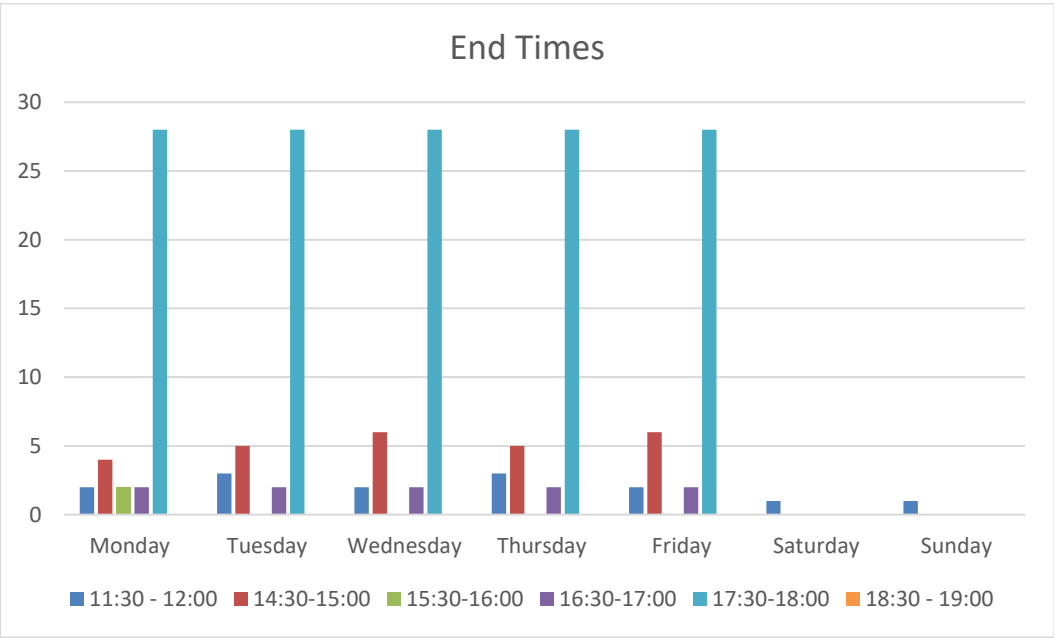
The majority of full day care open from between 07:30am and 8:00am.

All those who responded are open during the working week.

Weekend Care is only available through 1 provider. The opening hours for this provider are between 9:30 and 11:45.

5.5j: Term Time Closing Times

Figure 5.5j displays the range of start times that full day care open their services during term time.



The majority of full day care close between 17:30 and 18:00.

All providers who responded to the SASS open daily during the working week.

Weekend care is not available in large numbers (1 provider offers this service). The opening hours for this provider are between 9:30 and 11:45.

5.5k. Holiday Opening Times

Figure 5.5k displays the range of start times that full day care opening their services during school holidays.

	Services open	All Weeks	Some Weeks	5 days	some days	weekends
Summer Holidays	25	13	12	25	0	0
October Half Term	25	25	0	25	0	0
Christmas Holidays	20	2	18	0	20	0
February Half Term	25	25	0	25	0	0
Easter Holidays	24	24	0	2	22	0
May Half Term	24	24	0	12	12	0

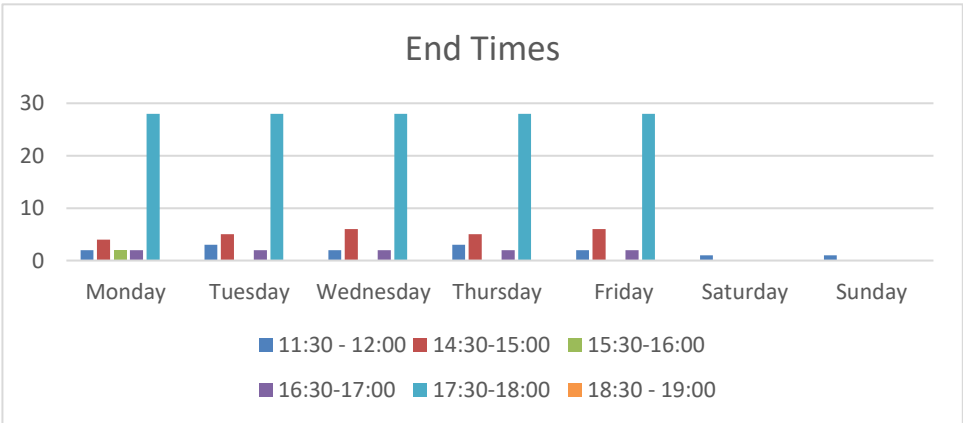
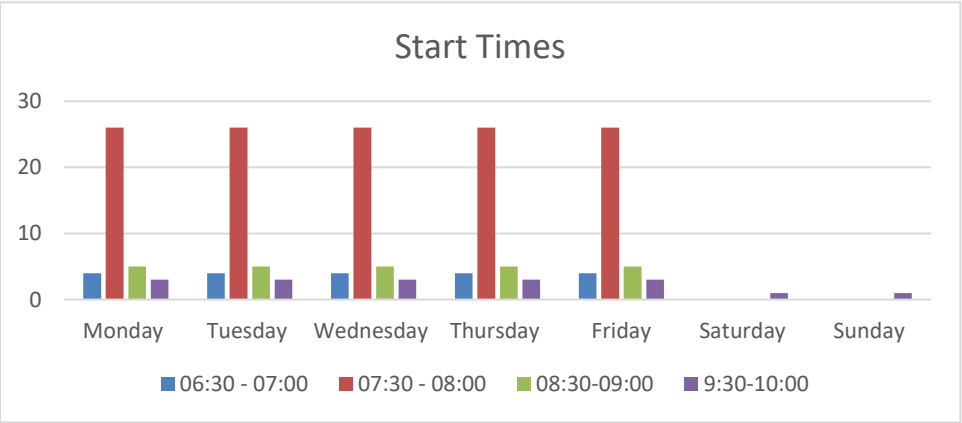
No full day care is open during the school holidays on weekends.

The majority of services are open during each school holiday for either all or part of the holiday period.

Over 50% of those open offer services during the whole of the summer holidays.

Christmas holidays sees the fewest services open but still stands at 80% of those who opening during school holidays and 52% of the overall total of full day care.

There was no change to the opening or closing times of the services provided.

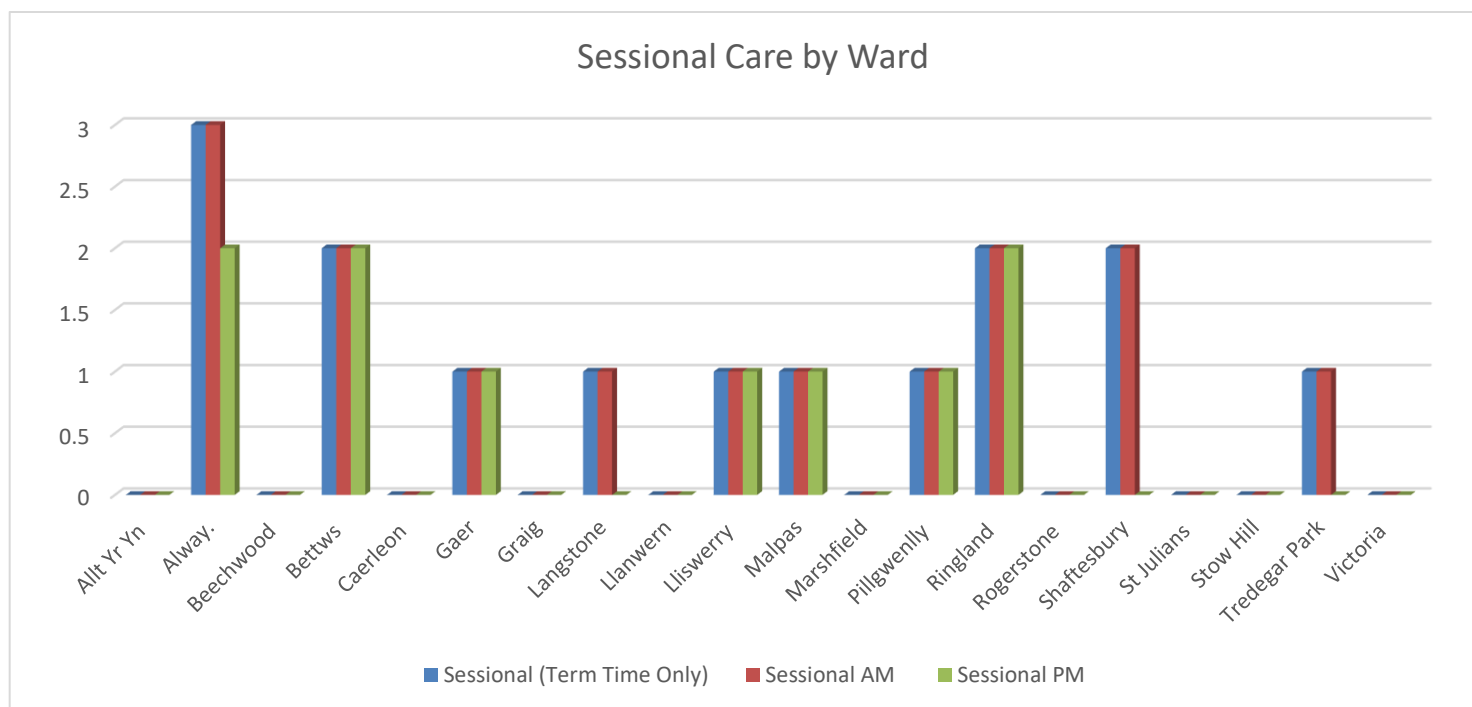


IN NEWPORT 13 SESSIONAL CARE SERVICES CURRENTLY LOOK AFTER 434 CHILDREN

5.6 Supply of childcare services by type – Sessional Care

The following information will be taken from the 2021 SASS data extract. 13 Sessional Care services responded to the SASS (100%) that were active and registered during the period that the SASS was open for completion.

Figure 5.6a. Sessional Care by Ward



According to the data:

All Sessional Care Services provide morning provision.

12 of the 13 Sessional Care Services provide afternoon provision.

All Services provide term time care only.

Newport City Council

Flying Start representing 59% of the sessional care within the city.

Alway ward shows the majority of Sessional Care with 4 settings.

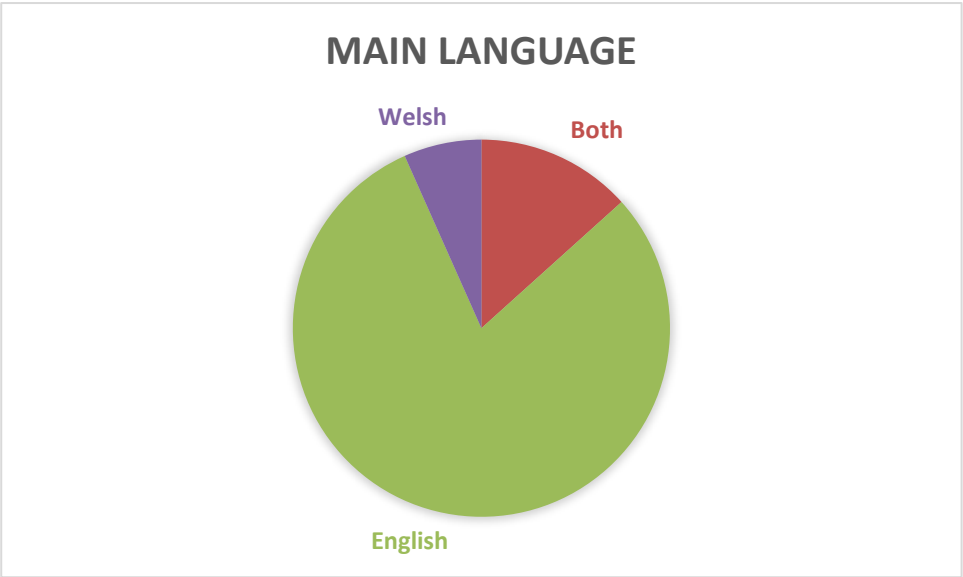
10 Wards show no Sessional Care services operation. However, it is important to note here that sessional services may be registered as Full Day Care and will have been counted under the full day care section (5.5). If we reflect on sessional care registered as full day care, Beechwood is the only Ward with no full day care or sessional care available.

Over the next 5 years, housing units due to be built total the following areas:

Beechwood	31
Llanwern	1240
Victoria	45

With Llanwern due to develop a substantial number of residential units, it is important to consider the impact this will have on demand in the area for childcare. Whilst there are currently no vacant buildings in Llanwern for other types of childcare, a marketing campaign to raise awareness of working as a childminder needs to be considered to help with the growing demand for childcare that will come with family homes and working parents.

5.6b. Main Language Spoken in Sessional Care



English is the main language spoken in sessional care. We have 2 sessional care services that are Welsh Medium (Cylch Meithrin). They are located in St Julians and Shaftesbury wards. The Cylch Meithrin located in St Julians is registered under full day care and therefore does not appear in fig. 5.6a.

Figure 5.6b. Languages Spoken in setting.

Other languages used in the provision of the service (Cleaned)	
Welsh	6

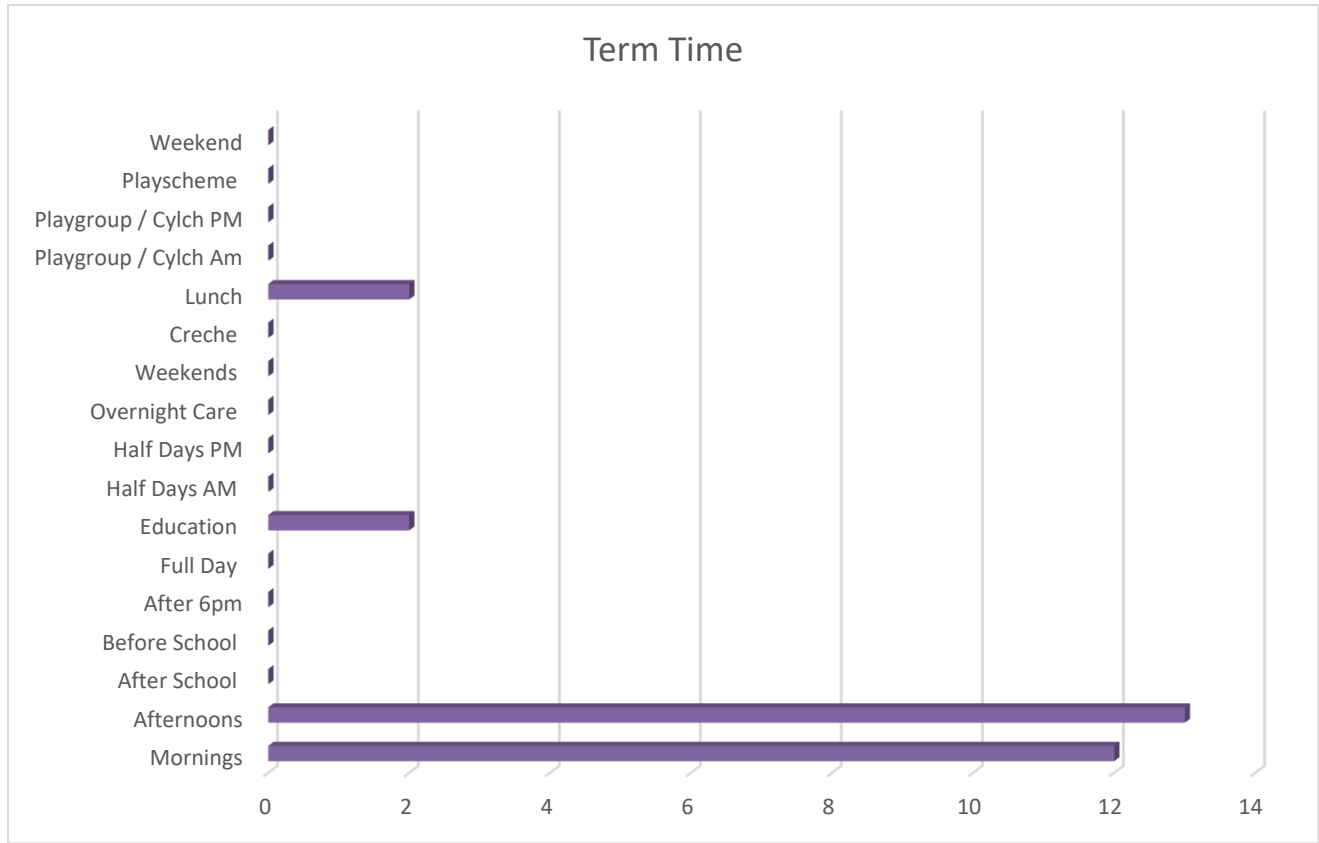
According to the SASS, Welsh is the only other language spoken in sessional care.

Figure 5.6c. Welsh Active Offer

Welsh Active Offer Provided	Working towards Welsh Active Offer
1	1

1 sessional care service indicated that they were part of the Welsh Active Offer. 1 Sessional care service indicated that they were working towards the Welsh Active Offer.

5.6c. Range of Services provided



Sessional Care settings offer a more traditional range of services. Nearly all services indicated they operate during term time only with only 3 settings indicating that they operate during the school holidays.

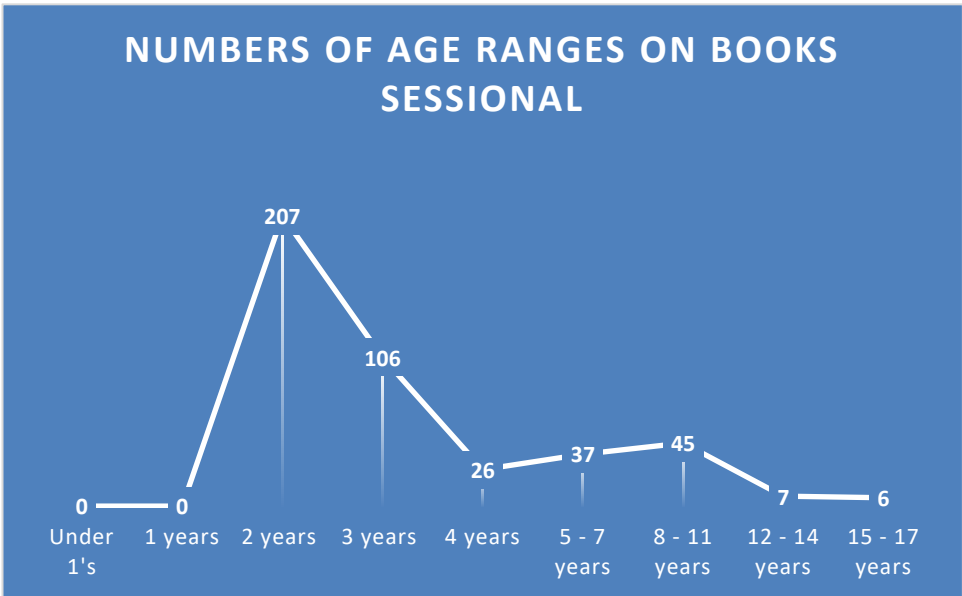
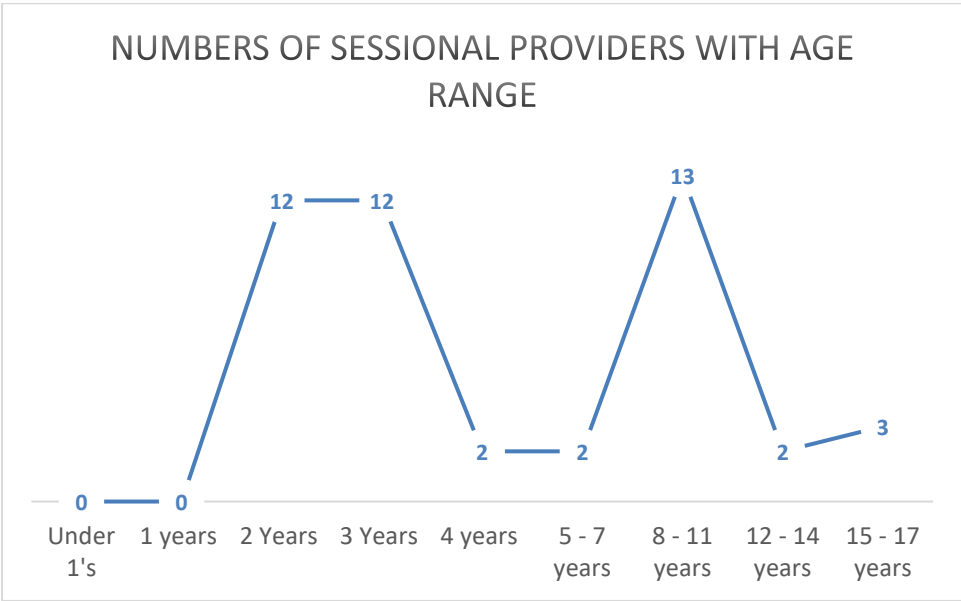
Very few sessional care services offer lunch. This will likely be due to regulatory obligations under sessional care.

There are 2 sessional care services offering Early Education in Newport and are funded to deliver the Foundation Phase. There are 3 Cylch Meithrin who run sessional provision but 2 are registered as Full Day Care. It is assumed that the 1 sessional Cylch Meithrin has not answered this section as anticipated (not indicated Playgroup / Cylch AM or PM) but responded to Mornings or Afternoons.

No sessional care services provide care after 6pm, overnight or on weekends.

Those who are registered as Full Day Care but run sessional sessions equates to 29% and the majority of those services offer both morning and afternoon sessions (10 out of 11).

5.6d. Age Ranges accepted and on books



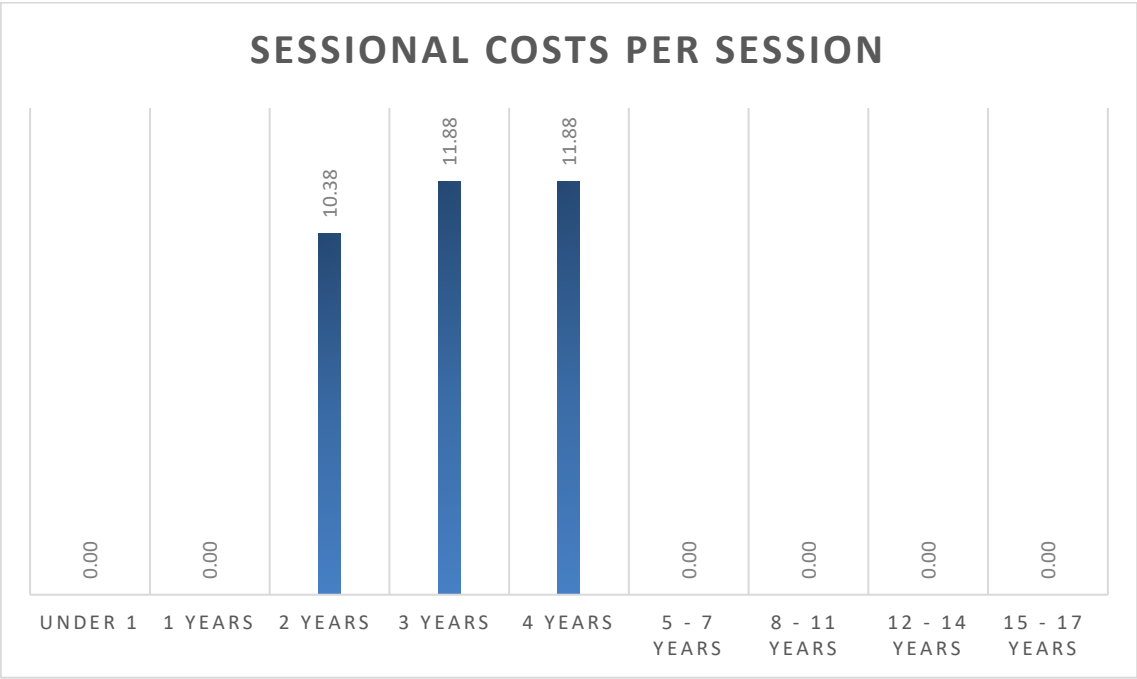
Sessional Care services generally look after children from 2.5 to 4 years of age. Where Sessional Care providers offer additional services outside of their session times and where the same children attend, CIW usually require them to register as Full Day Care. The adult: child ratio is set by CIW and is explained within the [National Minimum Standards](#) and Regulation.

The following line graph shows that the common age range for Sessional Care services is 2 – 4 years. The largest age range on the books at the time of the SASS was ages 2 years of age, closely followed by 3 years of age.

From local knowledge, those registered as Sessional Care largely provide more traditional childcare within community venues.

5.6e. Costs by Age Range

Below charts display the average costs that Sessional care services charge session only. Unlike other service types, Sessional Care do not provide hourly rates. None of the providers who said that they offer care for older children provided a breakdown of costs for those age ranges. Caution must be used when interpreting the data as not all Sessional care services answered every question on cost and there appears to be anomalies present within the raw data.



The average session costs £11.88. This is lower than the sessions provided by Full Day Care session by £4.81. According to this data, children aged 2 years are charged less than older children per session. For those 3 and 4 year olds on the childcare offer, the cost per hour is £4.50. From local knowledge, we know that the session length for this service type is 2.5 hours. When the childcare offer rate is split over this session length, the childcare offer rate is just shy of meeting the sessional costs of this service type (£11.25 childcare offer per session vs £11.88 average cost of session).

5.6f. Sessional Care Usage

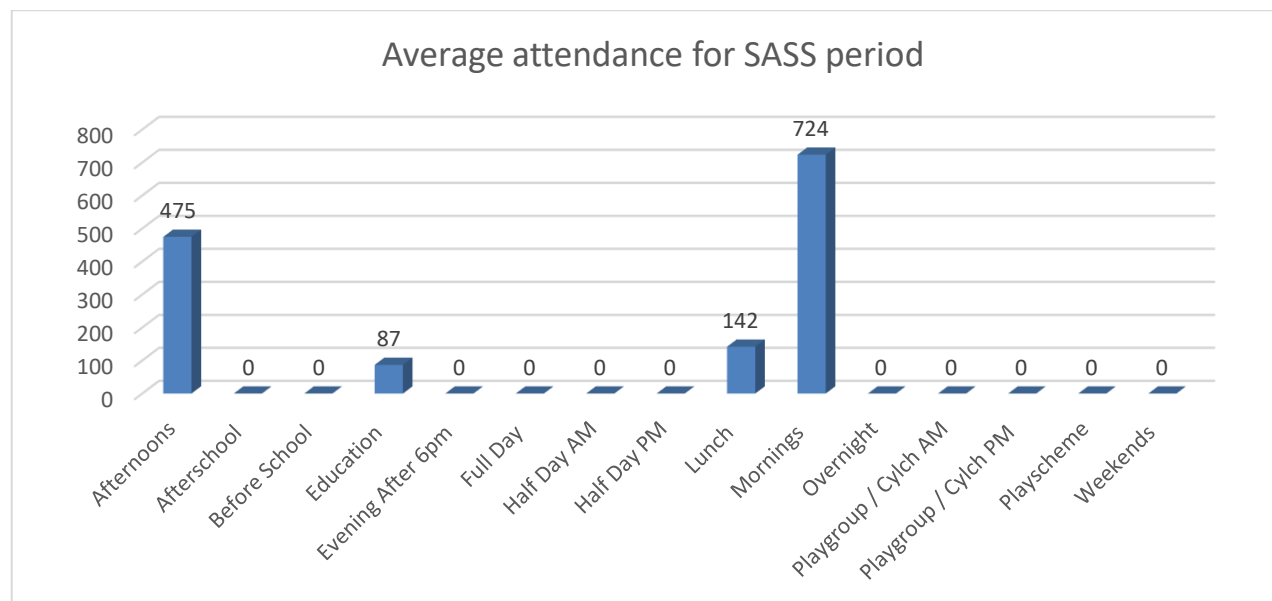



Figure 5.6f. displays the average number of children who attended Sessional care services during the weeks of June 7th 2021 to July 28th 2021 (4 weeks).

From those who responded (15 services), the data shows that the majority of children who attended this period were those who required sessional care Attended in the mornings, **(724 children)**. The second most used service was Afternoons **(475 children)**. Lunch Clubs and Education sessions were much lower for this service type than Full Day Care. None of those who answered this question indicated playgroup / Cylch AM or PM. Again, caution should be used when interpreting this data.

Generally, the data is in line with local knowledge of sessional care services in Newport. However, at the time of the data capture, some services were running on lower numbers of children in line with COVID risk assessments and staffing pressures.

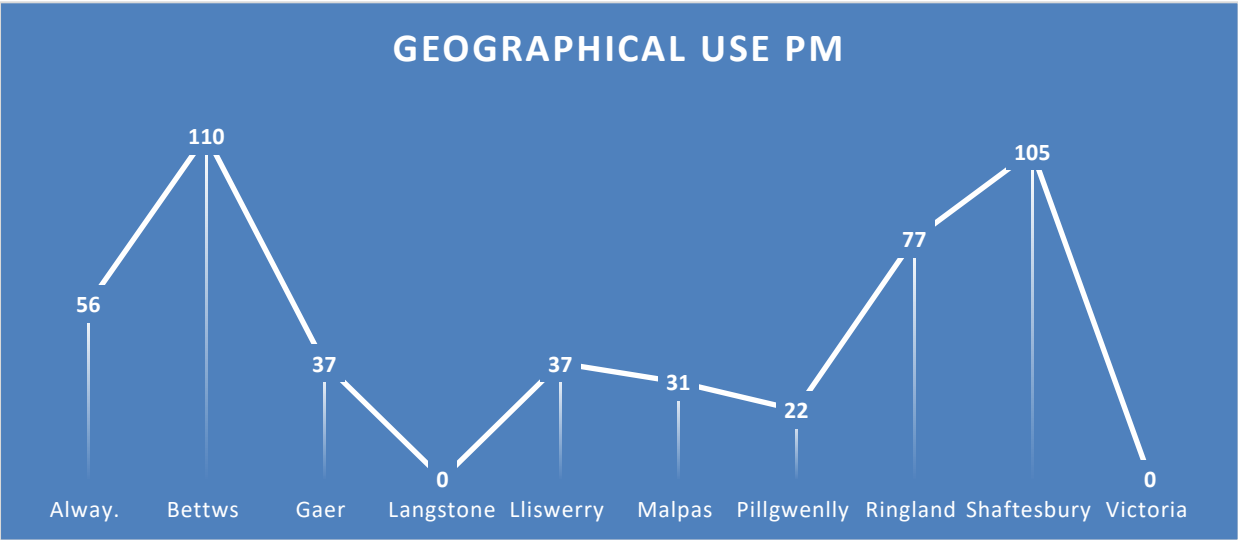
5.6f. Geographical Usage

5.6fa



5.6fa show the wards with the highest average attendance during the weeks assessed by the SASS (June 7th 2021 to July 28th 2021). Bettws and Ringland show the highest average attendance for Morning sessions within Sessional Care.

5.6fb



5.6fb show the wards with the highest average attendance during the weeks assessed in the SASS (June 7th 2021 to July 28th 2021) in the afternoons. Shaftesbury and Bettws Ward show the highest average attendance.

5.6g. Vacancies in Sessional Care services

Fig. 5.6ga

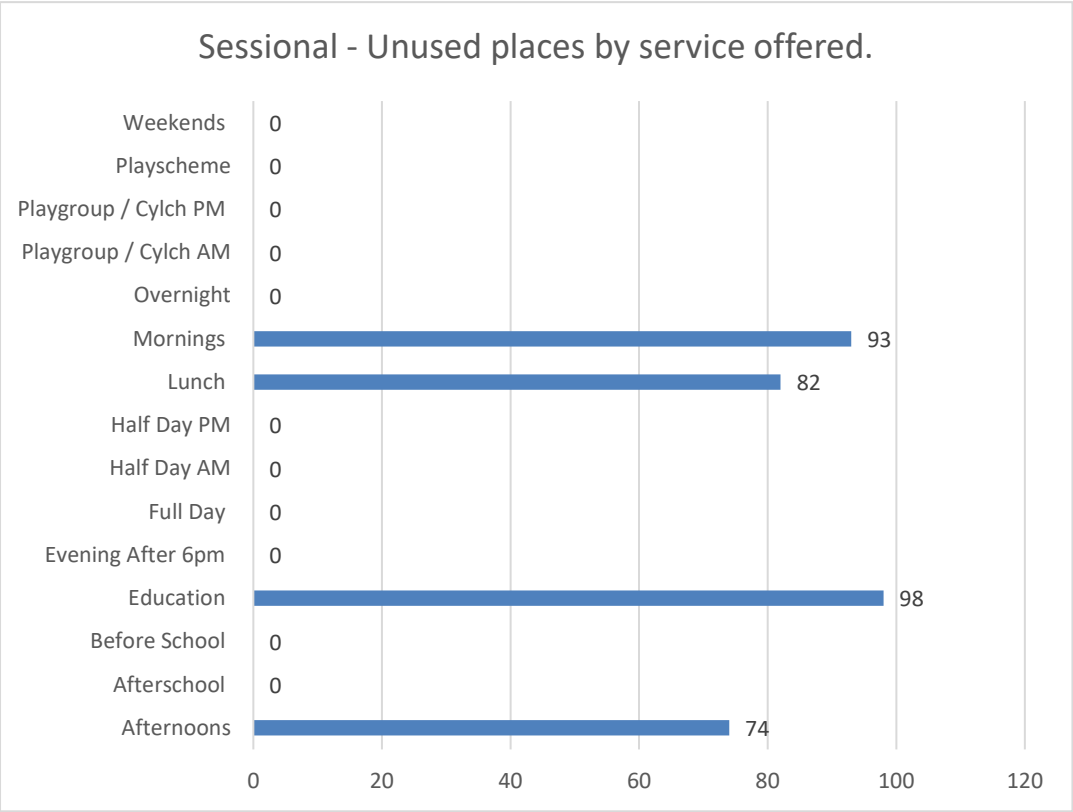
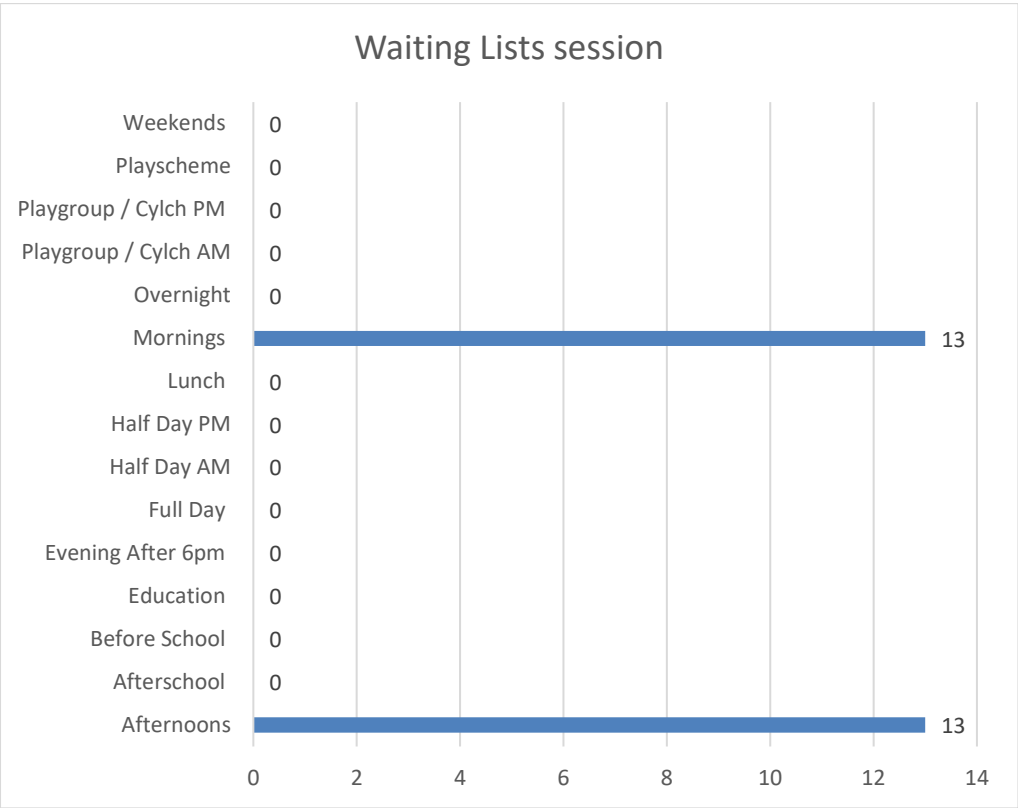


Figure 5.6ga shows the numbers of unfilled spaces for the SASS period by the service they offer. The most vacancies appear to be in Education Places. Further investigation of Education places will be analysed in section 6. Overall, the number of unfilled places averages 26.69 places across all sessional care.

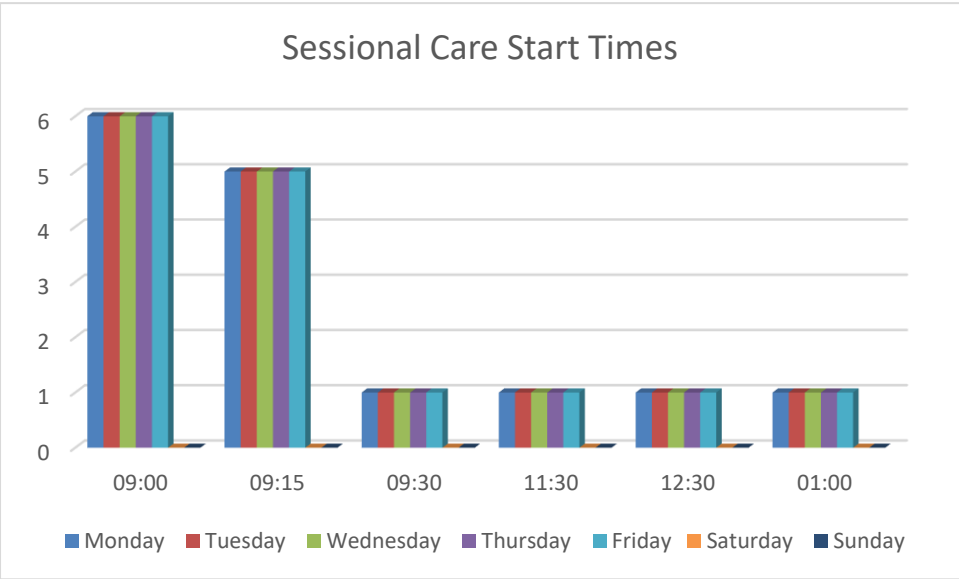
Figure 5.6gb (below) shows the waiting lists indicated by settings within the services offered. No waiting lists appear to be present for lunch or Education services. Mornings and Afternoons show a modest waiting list, averaging 2 per setting.

Fig 5.6g Waiting Lists



Overall, the data indicates that available places outweigh demand currently for sessional care. This could be as a result of COVID-19 due to confidence of parents declining as a result of the virus or the impact COVID-19 had on the day to day running of the business, therefore caution needs to be used when interpreting the data.

5.6i. Term Time Opening Hours



Most sessional care services open between 9am and 9.30.

The majority of sessional care services open at 9am.

All sessional care services who completed the SASS said that they open every weekday.

No sessional care services indicated that they open on the weekend.

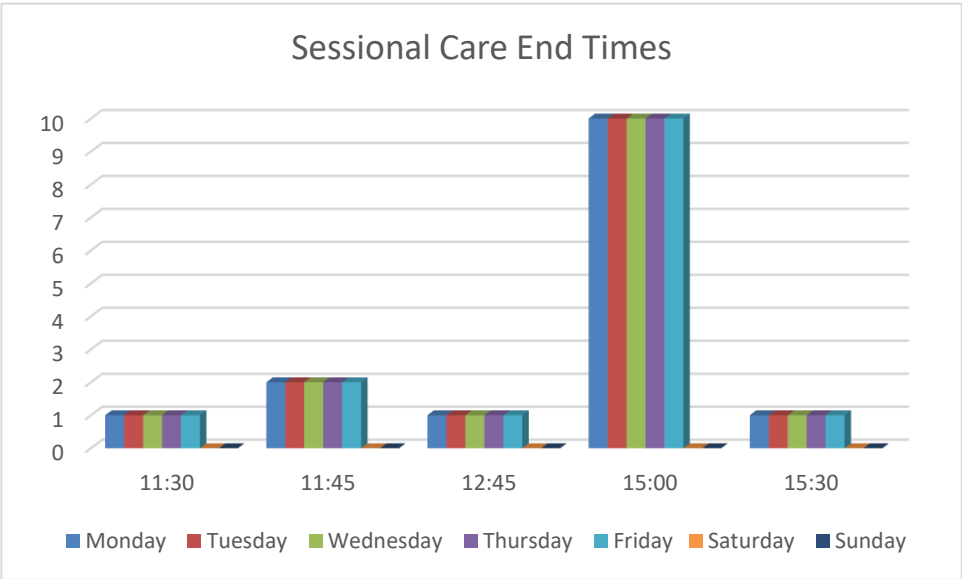
5.6j: Term Time Closing Times

Most sessional care that offers afternoon sessions close at 3pm.

Most sessional care that offers mornings only close between 11:30 and 11:45

All Sessional day care that offers pm sessions open every weekday.

No sessional care services indicated that they open on the weekend.



5.6k. Holiday Opening Times

Even though 4 sessional care services indicated that they would be offering 5 days of care during the school holidays, 0 sessional care services indicated what their general opening hours would be during the week for any of the school holidays. It cannot be ascertained why they answered this question as all the providers of care that complete the SASS are provided to the Local Authority anonymised.

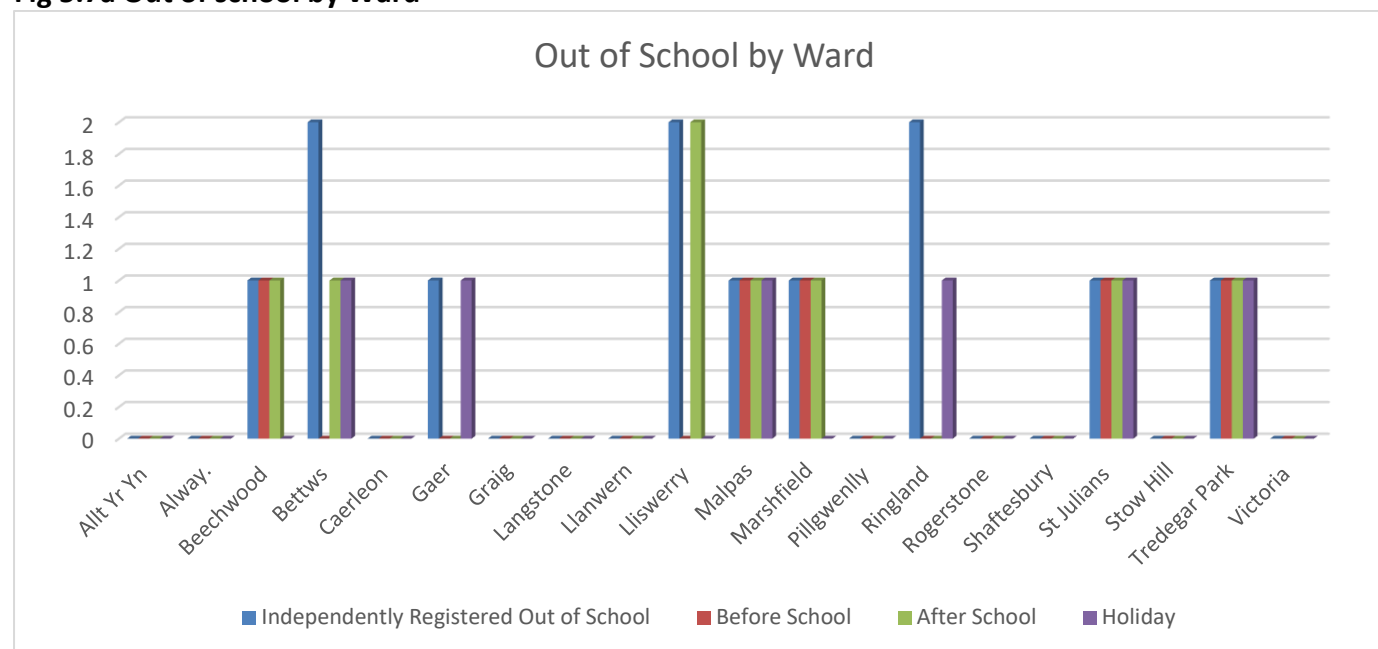
Out of School Provision

IN NEWPORT 12 OUT OF SCHOOL SERVICES CURRENTLY LOOK AFTER 403 CHILDREN

5.7 Supply of childcare services by type – Out of school Clubs

The following information will be taken from the 2021 SASS data extract. 12 Out of School services responded to the SASS (92.3%) that were active and registered during the period that the SASS was open for completion. The chart below shows the number of clubs by Ward and the services they provide.

Fig 5.7a Out of school by Ward



The data shows that only 9 of the 21 Wards has independently registered Out of School care within it. The highest number of Out of School clubs per Ward is 2 (Bettws, Lliswerry and Ringland). Not all of the Wards identified have independently run breakfast clubs in them (5 out of 9) but the majority of independently run clubs offer afterschool services (7 out of 9). 6 out of 9 wards have independently run holiday clubs within its boundaries.

Housing developments in the above area’s that show 0 out of school provision provided independently or through Full Day Care are as follows:

Alway Private	98
Alway Housing Assoc with Planning Permission	39
Graig Private	0
Pill Private	970
Pill Housing Assoc with Planning Permission	0
Pill Granted Subject S106	12
Shaftesbury Private	140
Victoria Private	472
Victoria Adopted LDP Site	63

Figure 5.7b – Registered places by ward

The ward with the highest number of childcare places for this service type is Bettws (86), closely followed by Marshfield (72) and Ringland and St Julians tied (50).



5.7c. Main Language Spoken in Sessional Care

All settings that responded to the SASS indicated that the main language spoken within their setting was English.

5.7c

	Number of settings	%
English	12	100
Welsh	0	0
Both	0	0

5.7c. Languages Spoken in setting

4 services confirmed that Welsh was spoken within their setting and 1 confirmed that Pecs and Sign language were used as a form of communication. In terms of the language skills within this service type, no settings are able to speak Welsh fluently, with the majority of services indicating they have little to no Welsh Language skills.

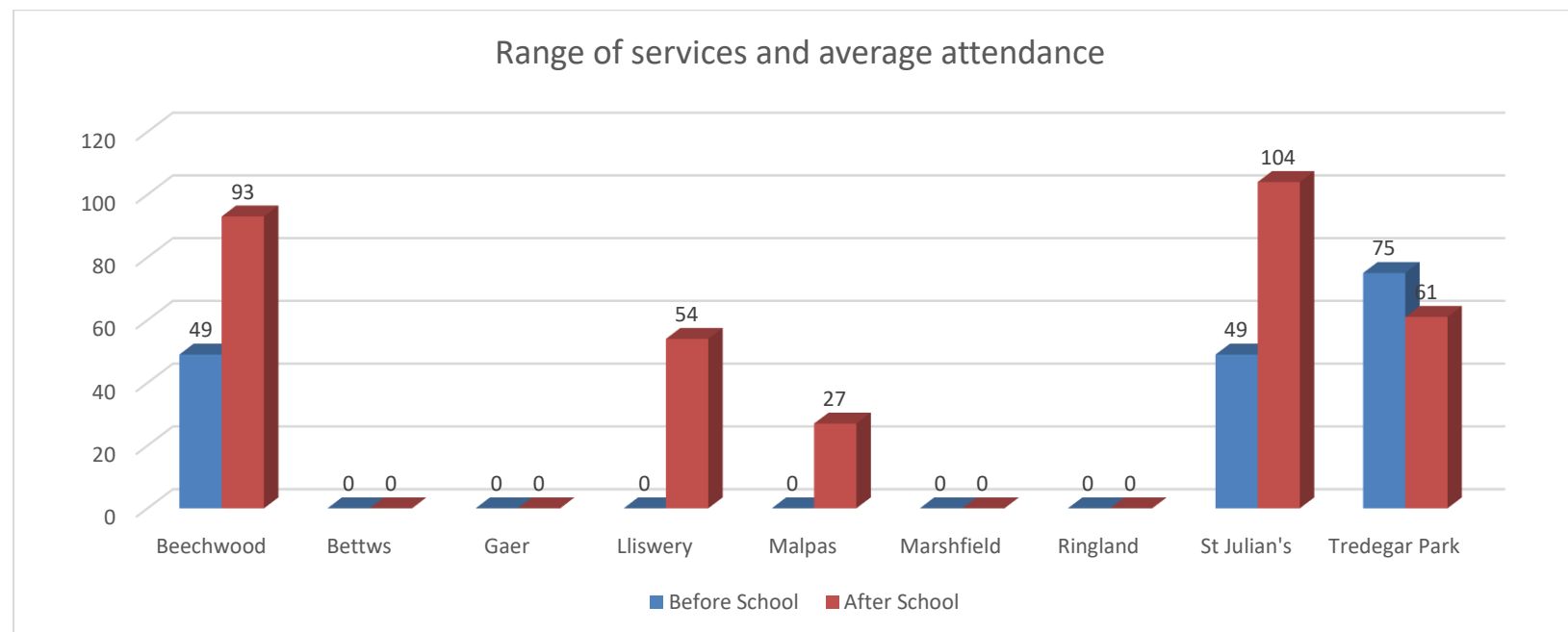
Fluent	Fair	Little/no Welsh
0%	5.71%	94.29%

5.7c. Welsh Active Offer

There are currently no services in this type of care who have completed the Welsh Active Offer, and only 1 setting is working towards it.

5.7d. Range of Services provided and attendance

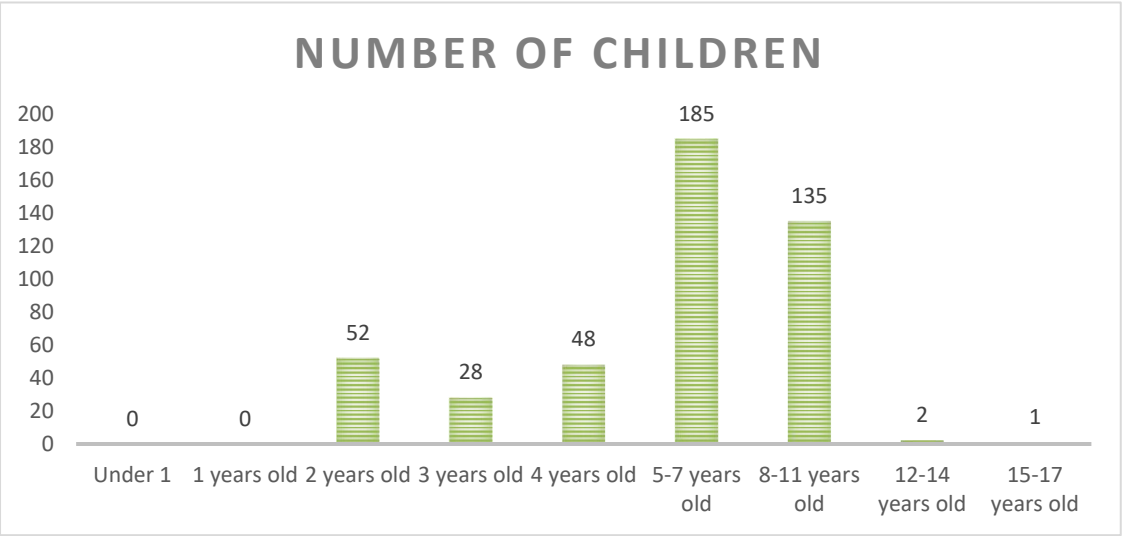
Below is an illustration of the number of children attending before and after school services by ward during the SASS period 7th June-4th July 2021.



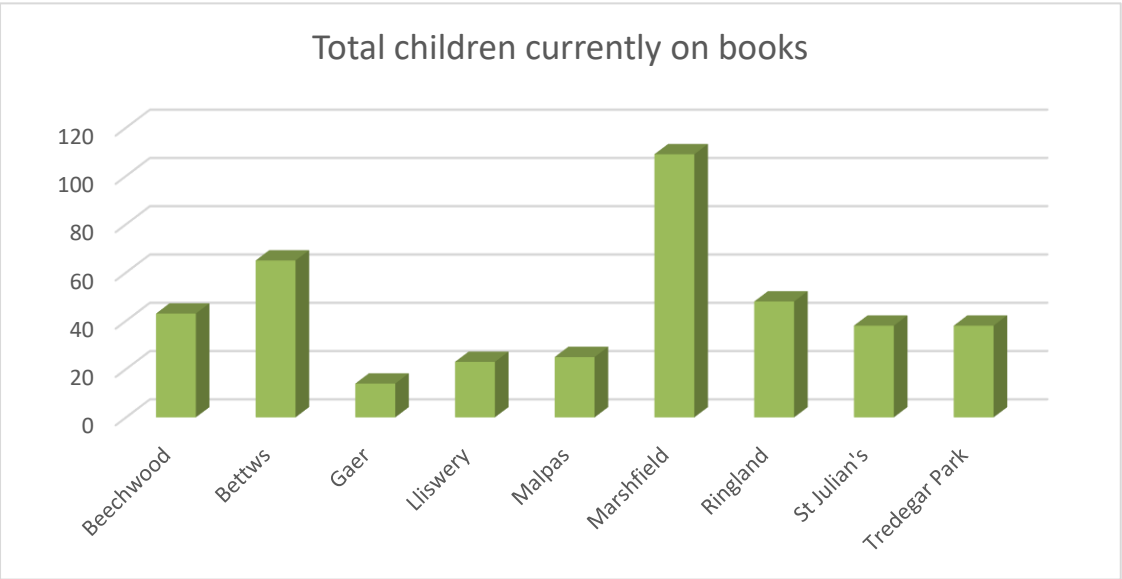
Numbers submitted reflect the numbers of those service types open during this period. Those wards showing 0 attendance in out of school care services were closed during the first half of the year due to COVID-19 restrictions and schools not permitting out of school care to open according to their school's risk mitigation measures.

5.7e. Age Ranges accepted and on books

In Newport, our out of school care is provided by 3 service types. Independently registered out of School care, Full Day Care and Childminders. Below looks at independently registered out of school care only.



The largest age group looked after during this period was ages 5 – 7 years with 8 – 11 years coming in next highest for this service type. The 5 – 7 age range is highest in Childminders also, but much lower in full day care. Ages 8 – 11 years is the highest in this service type overall. This shows the importance of this type of service for school age children but particularly for those aged 8-11 who are not being looked after in other service types to this degree.



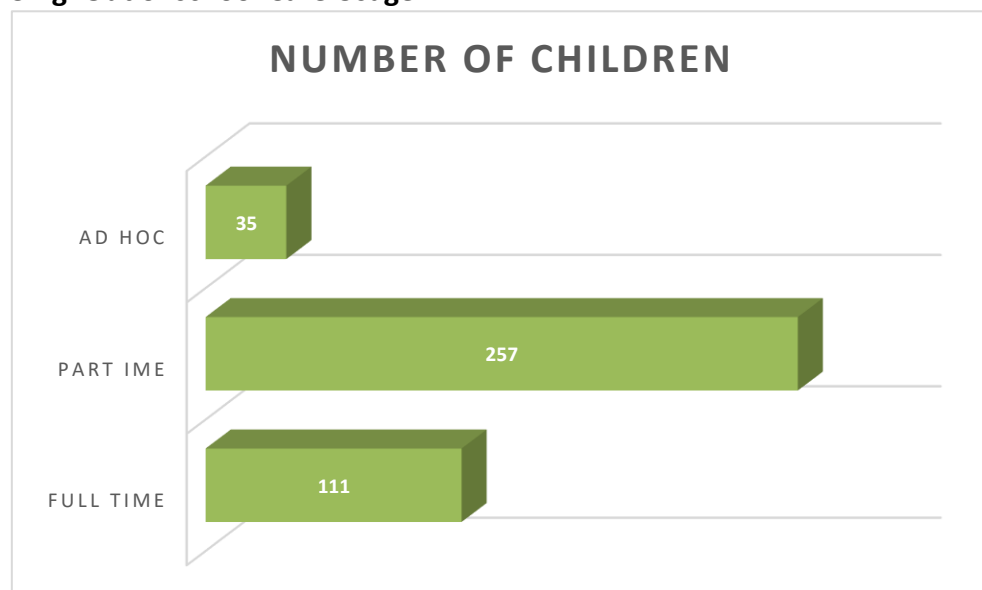
Marshfield shows the highest number of children (109) attending out of school care services during this time period, with the Gaer (14) showing the lowest for this service type.

5.7f. Costs by Age Range

Age	Cost per session	Per Hour	Per Day
Under 1	N/A	N/A	N/A
1 years old	N/A	N/A	N/A
2 years old	Not stated	Not stated	Not stated
3 years old	£8.50-£9.50	Not stated	Not stated
4 years old	£9.50-£12.00	£6.00	£22.00
5-7-year-olds	£7.00-£12.00	£6.00	£22-£25.00
8-11 year olds	£7.00-£12.00	£6.00	£22-£25.00
12-14 year olds	Not stated	Not stated	£25.00
15-17 year olds	Not stated	Not stated	£25.00

The average cost per session for ages 5 – 7 years and 8 – 11 year olds (the largest age ranges on books) is £9.15. Hourly rate is £6 for all settings who responded, and the average daily charge for the same age range is £23.50. This is cheaper than full day care whose daily charge is £4.86 more expensive for ages 5-7 years and £6.06 more for children aged 8 – 11 years.

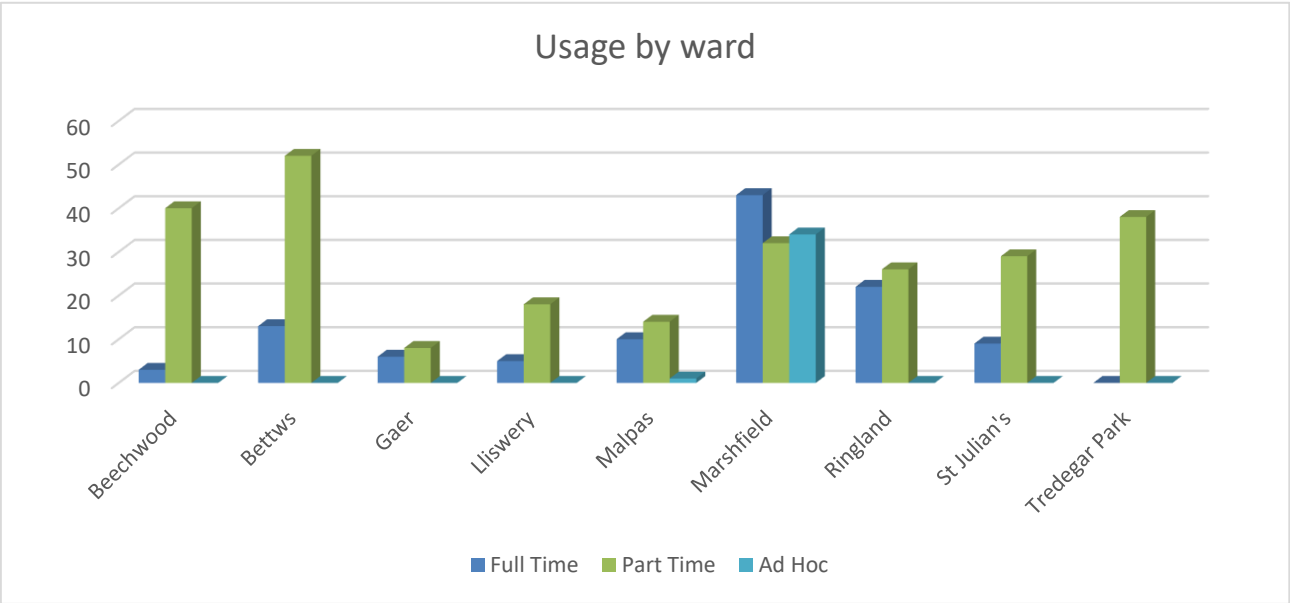
5.7g. Out of school Care Usage



Most children (257) attend out of school care on a part time basis. This could mean a combination of 1 -4 days a week, Breakfast club only, Afterschool only or a combination of the two.

It is interesting to note that a small number of children (35) for this period attend on an ad hoc basis. This may mean children who have parents on rota's, shift work or more likely at this point during the pandemic, a key worker who requires irregular care. Most providers find this type of care the most difficult to accommodate within their business model due to regulatory challenges.

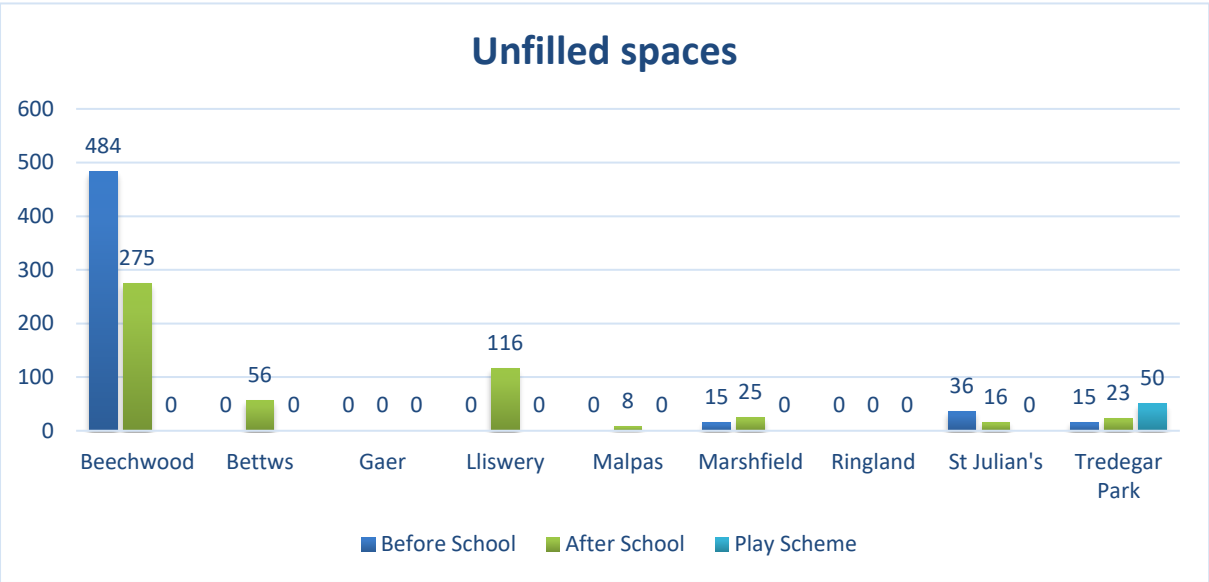
5.7h. Geographical Usage



Bettws Ward shows the highest number of part time attendance for children in this service type. Marshfield shows the largest number of full time attendance, but also shows a significant number of both part time and ad hoc hours. This could reflect the employment status and hours worked of the parents within those wards.

Marshfield also show the highest number of ad hoc uses for this service type.

5.7i. Vacancies in out of school care services



Beechwood ward shows the highest number of before school and after school unfilled places for this service type.

The wards that show 0 unfilled places are also the same wards who show 0 attendance . Therefore, it can be assumed that they were not open at the time the SASS data collection was being reported for.

There are very few unfilled places for the Marshfield Ward, but attendance is high as we saw in the previous section. Tredegar Park and St Julians also show a lower number of unfilled places for this time period.

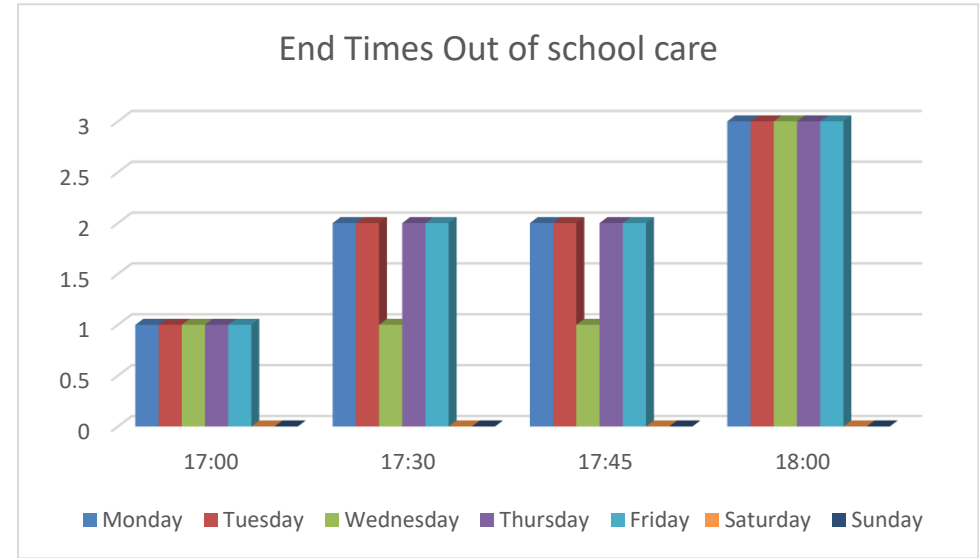
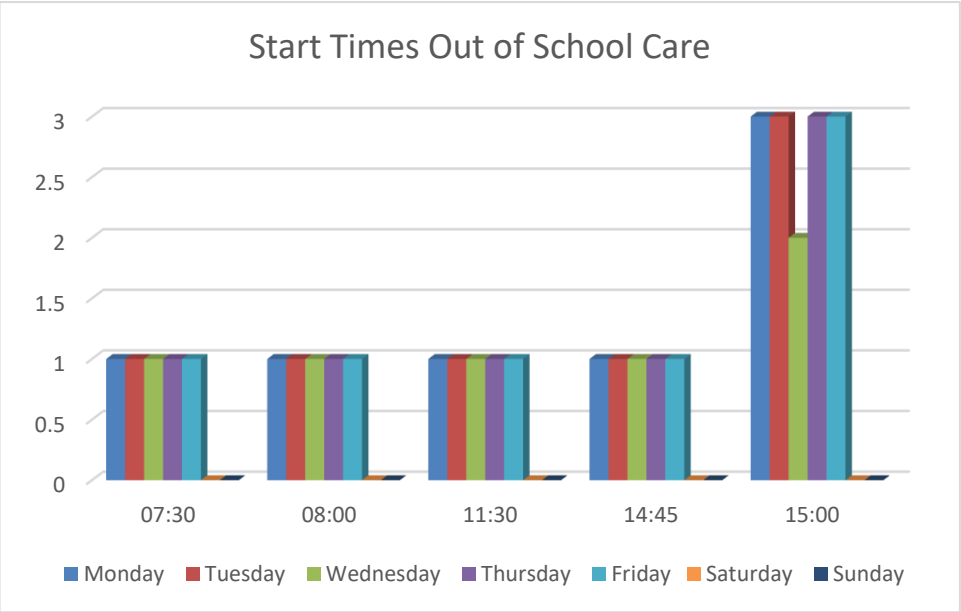
5.7j. Term Time Start Times

The majority of Out of school care services open between from 15:00 which reflects the number of services that provide after school provision.

4 providers of this service type did not answer this part of the SASS.

All out of school care services who completed the SASS said that they open every weekday apart from 1 that closes on a Wednesday.

No Out of school care services indicated that they open on the weekend.



5.7k: Term Time End Times

The majority of Out of school care services close between 17:30 and 17:45 and 3 services close at 18:00. This reflects the number of services that provide after school care provision.

4 providers of this service type did not answer this part of the SASS.

All out of school care services who completed the SASS said that they open every weekday apart from 1 that closes on a Wednesday.

No Out of school care services indicated that they open on the weekend.

5.7I. Holiday Opening Times

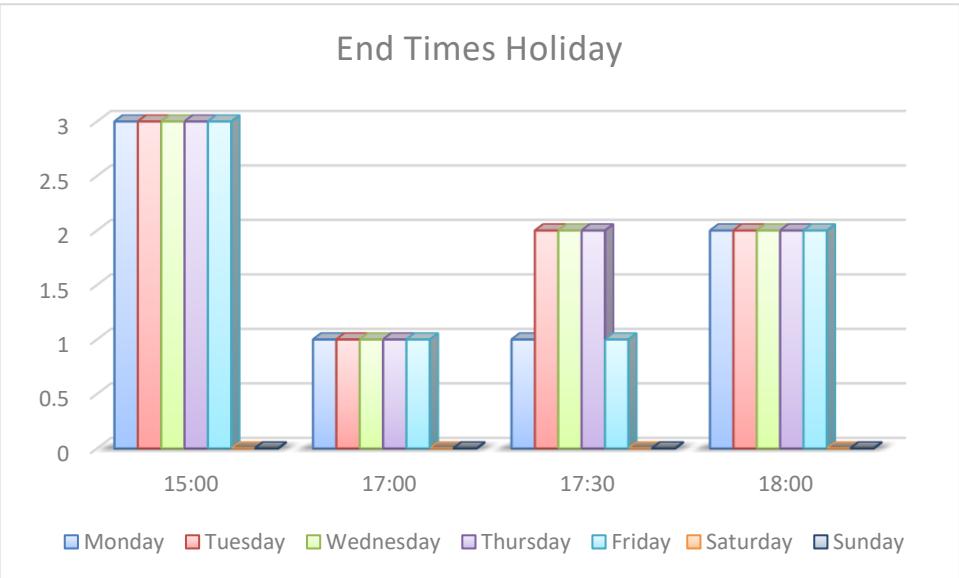
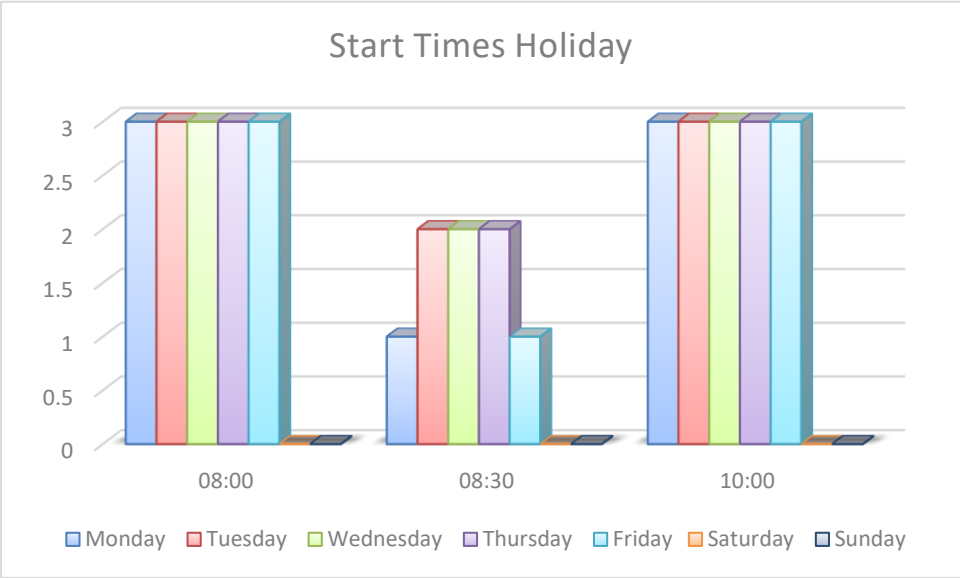
The majority of Out of school care services open at either 8:00 or 10:00 during school holidays.

The majority of Out of school services close during the school holidays at 15:00. Fewer close between 17:00 and 18:00.

4 providers of this service type did not answer this part of the SASS.

All out of school care services who completed the SASS said that they open every weekday apart from 1 that closes on a Monday and Friday.

No Out of school care services indicated that they open on the weekend.



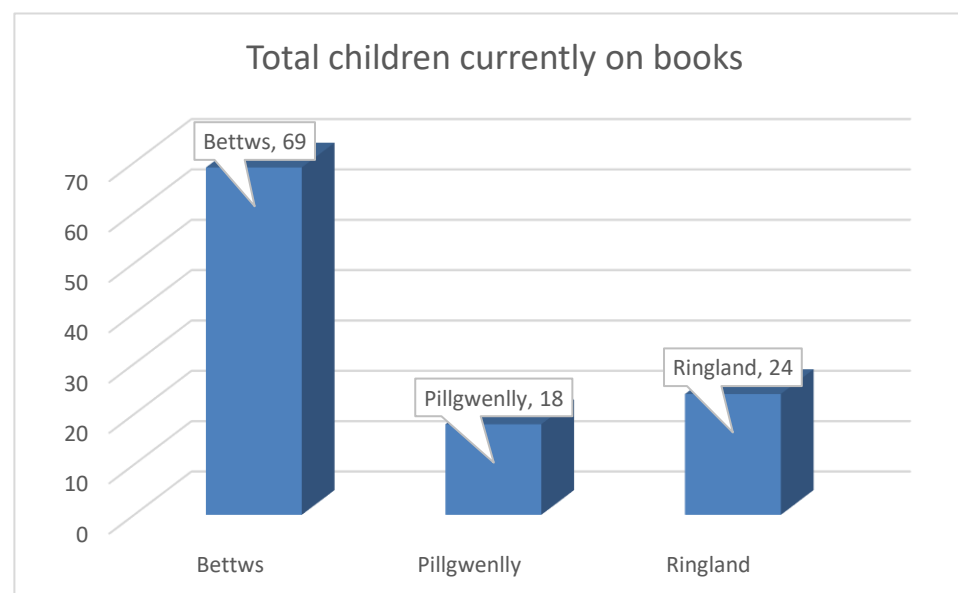
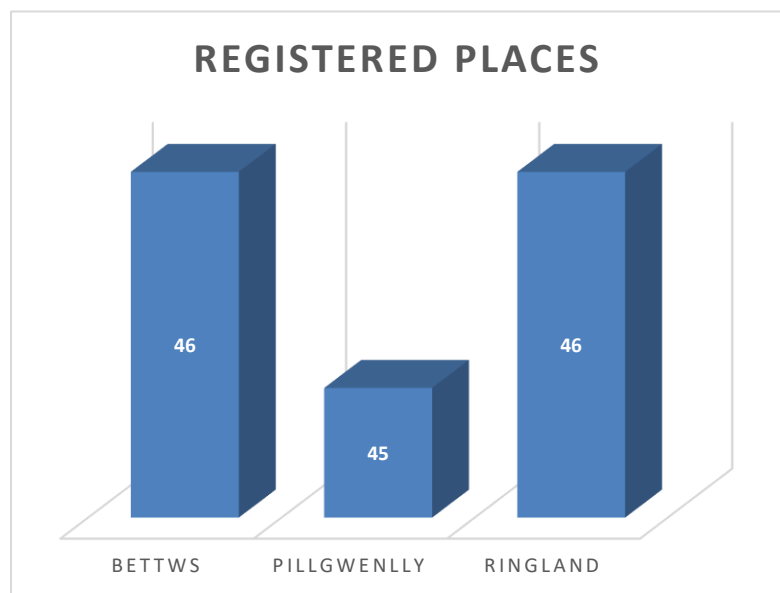
5.8 Open Access Play

3 responses all LA - 2 based at community facilities (Ringland & Bettws), 1 (Pill). At the time of the SAS 127 children accessed this service.

Open Access Play provision can be permanent or short-term provision, located in a variety of settings with or without premises including play centres, adventure playgrounds, playschemes and parks. Whilst the term Open Access applies to registered provision for children over 5 - 8 years of age, such provision usually caters for a wide age range of children, including those over seven years.

5.8a. Supply of childcare services by type – Open Access Play

The following information will be taken from the 2021 SASS data extract. 3 CIW registered Open Access services responded to the SASS (100%) that were active and registered during the period that the SASS was open for completion. The chart below shows the number of clubs by Ward and the services they provide.



Predominantly, Open Access Play provision in Newport pertains operating during the school holidays. Whilst registered provision is captured by the SASS, this is supplemented by the sessional holiday provision that runs under 1.59 hours and at various locations across the city. More information on unregistered play provision can be found in section 6.

5.8b. Main Language Spoken in Open Access Play

All settings that responded to the SASS indicated that the main language spoken within their setting was English.

5.8bi.

	Number of settings	%
English	12	100
Welsh	0	0
Both	0	0

5.8bii. Languages Spoken in setting

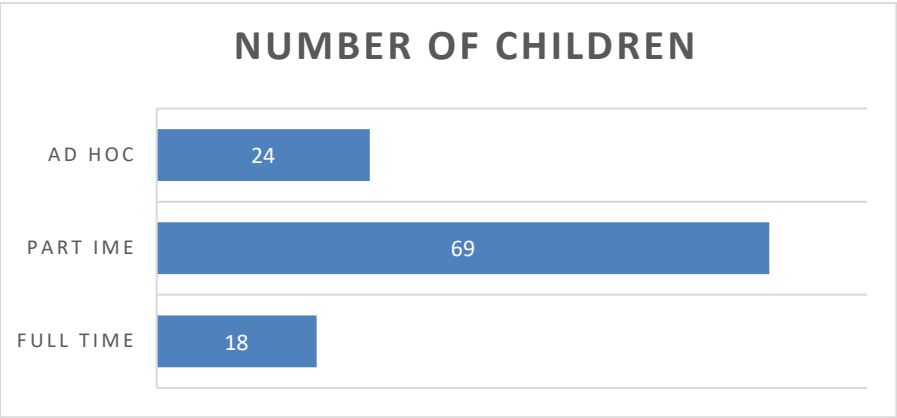
2 services confirmed that Welsh was spoken within their setting. In terms of the language skills within this service type, 1 setting indicated that they can speak Welsh fluently, with the majority of services indicating they have little to no Welsh Language skills. This contradicts the previous answer to main language spoken.

Ward	Fluent	Fair	Little/no Welsh
Ringland	0	0	20
Bettws	1	1	9
Pillgwenlly	0	0	12

5.8biii. Welsh Active Offer

There are currently no services in this type of care who have completed or working towards the Welsh Active Offer.

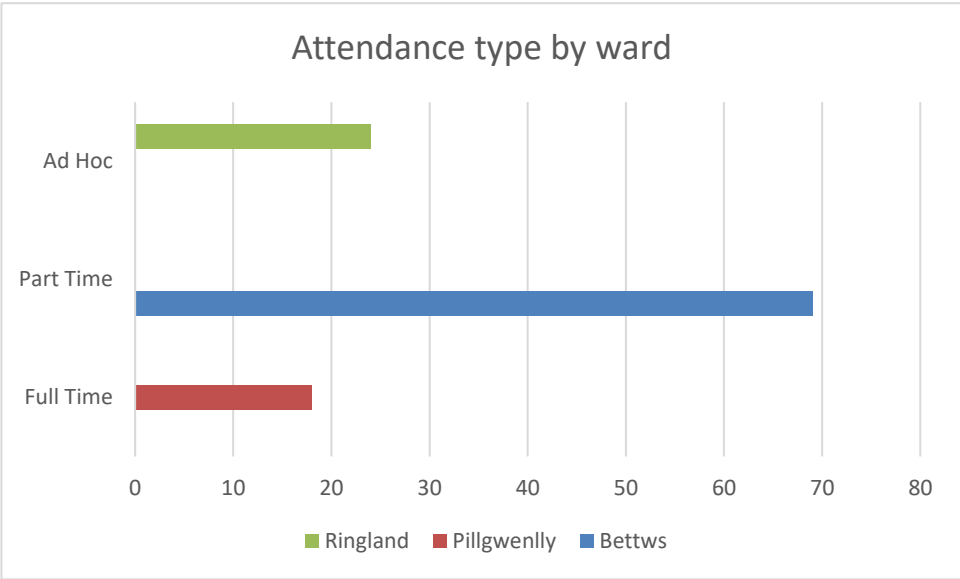
5.8c Attendance Type



The number of children attending at the time of the SASS will be lower than previous years due to it being taken in Term Time, and COVID-19 restrictions that were in place at the time.

Most children appear to attend this type of provision on a part time basis.

Bettws ward appears to have the largest number of children attending part Ringland has the most Ad Hoc whilst Pillgwenlly has the most children attending full time.

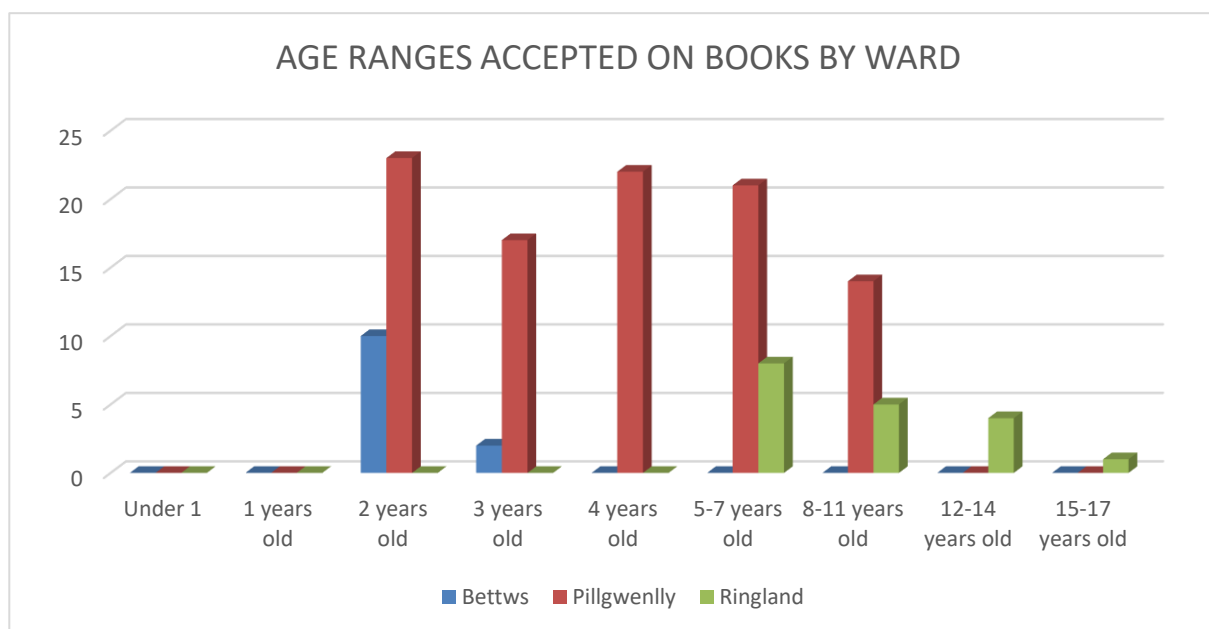


time,

5.8d. Age ranges on books

The following information illustrates the age ranges that attended Open Access Play during the SASS period. The data appears to show that 2, 3 and 4 year olds were in attendance, however, children under 5 years of age don't typically attend this type of holiday provision. It can be assumed that the data appearing on the SASS is in relation to the change in provision offered as a result of Key Worker care under COVID-19 support services. 5 – 7 year olds show the largest proportion of children attending open access play.

Age	Number of children
Under 1	0
1 years old	0
2 years old	33
3 years old	19
4 years old	22
5-7 years old	29
8-11 years old	19
12-14 years old	4
15-17 years old	1
Total	127



Further information on play provision can be found in section 6.6

5.8e. Costs

The Local Authority runs all Open Access play provision in Newport as a result of combined grant and core funding streams. This means that Open Access play schemes are free of charge to attend.

5.8f. Term Time and Holiday

Open Access play runs through the school holidays only. At the time of the SASS, provision was adapted to accommodate Key Worker children.

All open access play provision opens between 10:00 and 15:00 Monday to Friday only. This type of provision is not typically used as formal childcare and is developed to encourage play principles in practice and through the resources available.

Below shows the weeks open during school holidays at the time of the SASS data collation.

Ward	Summer Holidays	October Half Term	Christmas Holidays	February Half Term	Easter Holidays	May Half Term
Bettws	20 days	5 days	None	5 days	9 Days	None
Pillgwenlly	20 days	5 Days	None	5 Days	8 Days	Not Reported
Ringland	20 days	5 Days	None	5 Days	9 Days	None

5.9 Creche

At the time of the SASS data collation, there were only 2 registered Creche providers in Newport, both of which are run by the Local Authority through Flying Start Newport. The Creche provision is registered in Pillgwenlly and Victoria wards, located in the central geographical area of the city. There are no costs for parents who access this service type in Newport.

The language spoken in this service type is English, only the provision in Victoria indicated that they spoke some Welsh in their setting.

5.9a. Main language spoken		
	Number of settings	%
English	2	100
Welsh	0	0
Both	0	0

Staff indicated that they had little / no Welsh Speaking ability within this service type and neither provider were offering the Welsh Active Offer or working towards it.

5.9a	Welsh speaking ability of staff		
Ward	Fluent	Fair	Little/no Welsh
Pillgwenlly	0	0	14
Victoria	0	0	18

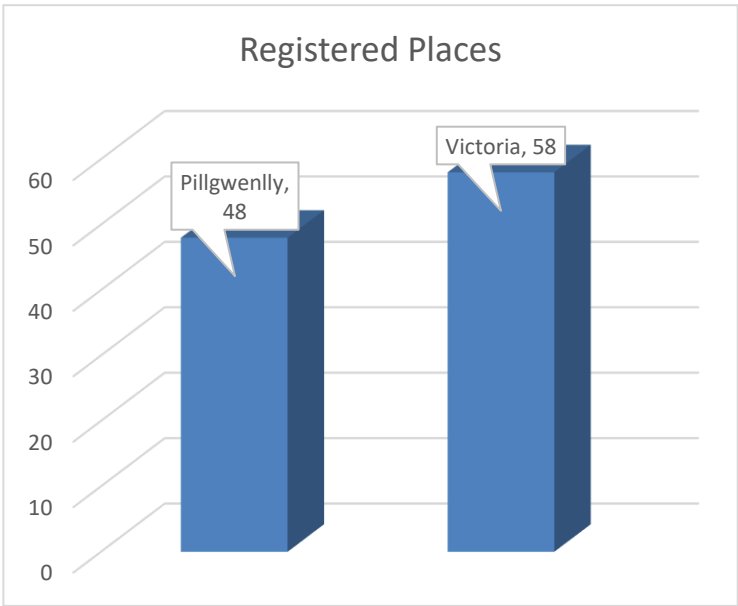
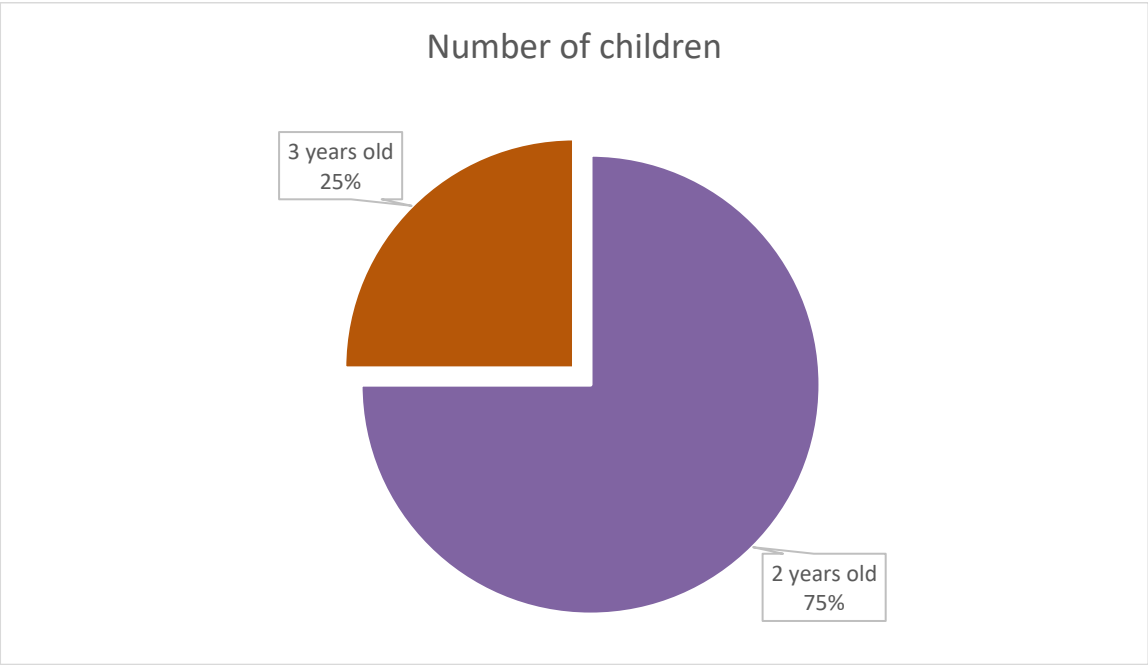
5.9b. Services provided

In general, this service type offers childcare for parenting groups run through the Flying Start Newport program. Depending on the times of the groups provided, the creche will offer both morning and afternoon sessions for younger children that are typically different in the AM session to PM session.

Av number attending during 7th June-4th July 2021	Pillgwenlly	Victoria
Playgroup/Cylch Meithrin am	18	128
Playgroup/Cylch Meithrin pm	16	67

5.9c. Creche Care children the books by age

The majority of children cared for in this service type are 2 and 3 year olds. There are slightly more children attending the creche in Victoria at the time of the SASS data collection.



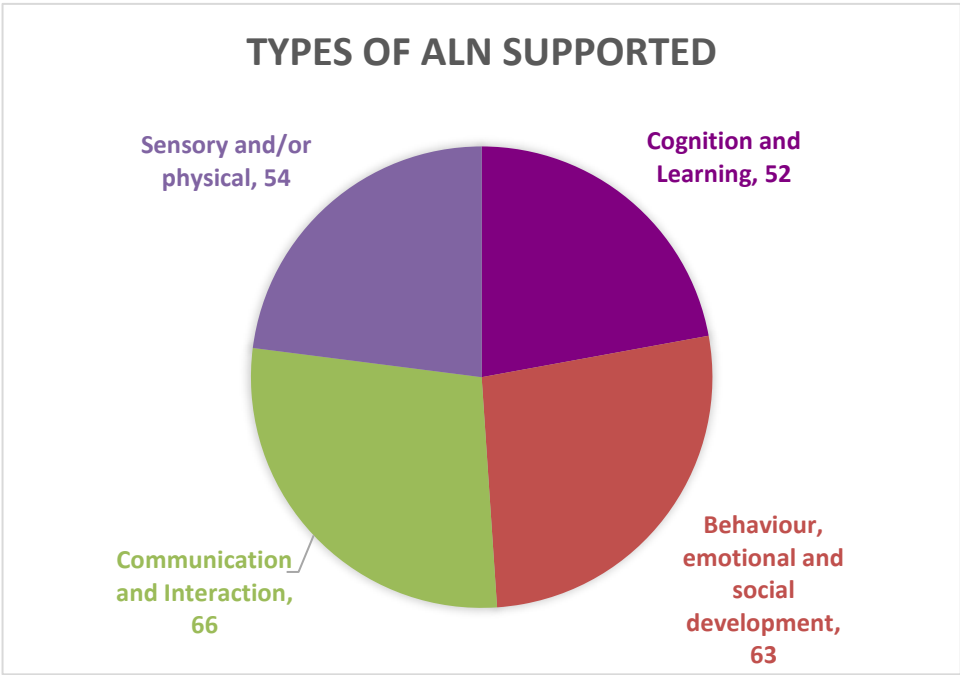
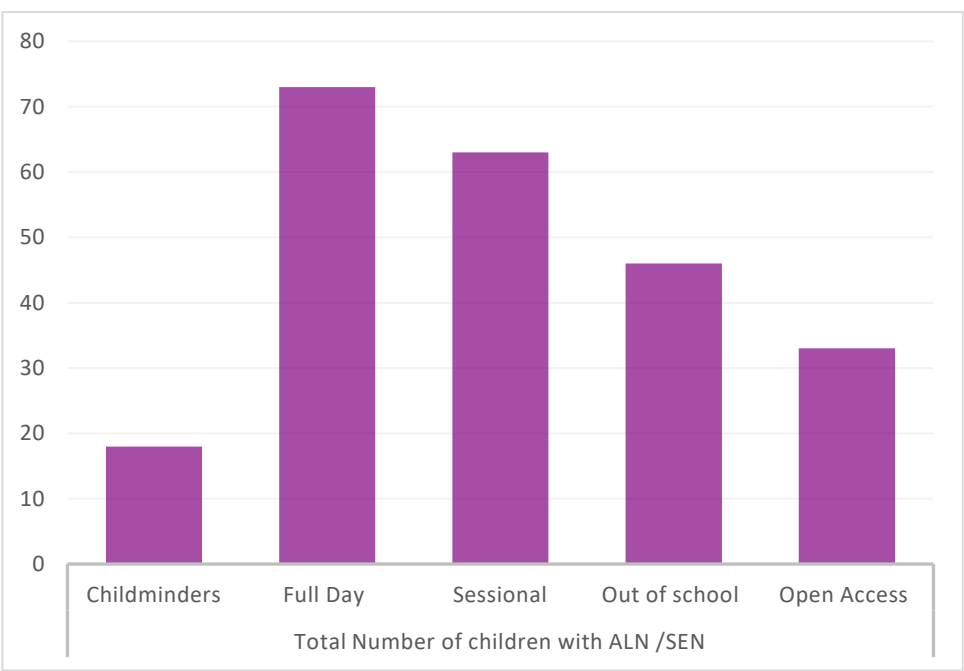
5.9d. Opening Hours

Creche provision registered with CIW in Newport only offer term time care in line with Flying Start services. The start and end times are listed below.

Pillgwenlly	Victoria
Monday – Friday 09:00 – 11:30	Monday – Friday 09:15 – 11:45

5.10 Additional Learning Needs / Special Educational Needs (Formally Identified)

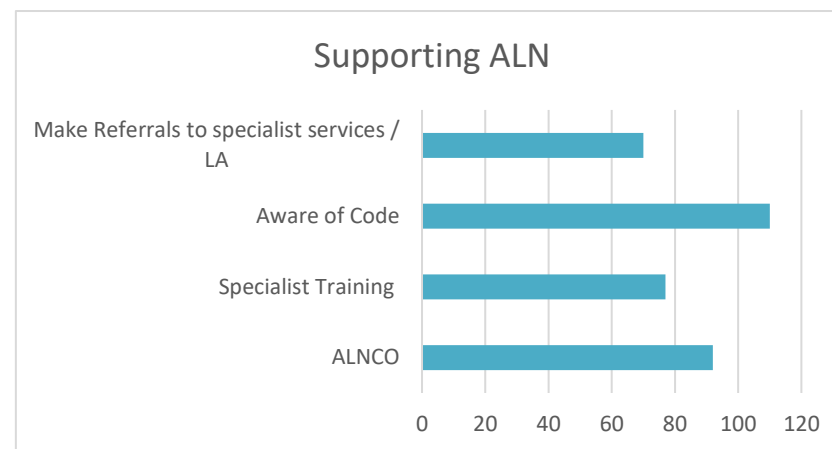
The following information was provided by childcare settings via the completion of the SASS. This information was collated for those childcare settings who have children with a formally identified Additional Learning Need / Special Educational Need.



The number of children with ALN attending childcare at the time in which the data was collated totalled 233. Most of those children attend Full Day Care or Sessional Care. Out of school settings also had a good number of children with ALN on their books at the time of the SASS data collation. In the main, there is an even distribution of the type of ALN supported within these childcare services, with Communication and Interaction being the largest proportion of the 4 types.

When asked about the support for children with ALN, settings indicated the following:

Does service have a designated person who makes arrangements for ALN/SEN provision for children?	92 Answered yes (70%)
Do any staff have additional/specialist training in supporting children with ALN/SEN?	77 Answered yes (58%)
Is service aware of the Additional Learning Needs Code?	110 Answered yes (83%)
Does service make referrals to and/or liaise with the LA in relation to provision/support for children with ALN/SEN?	70 answered yes (53%)



Overall responses to the questions around support for ALN are promising in light of the current implementation of the ALN Act Wales 2018. The roll out of the ALN Act training modules has been challenging at times with Covid-19 hindering training for a short duration whilst digital training was developed. However, it is pleasing to see that a large proportion of the sector has an awareness of the code and nearly 60% have specialist training for supporting children with Additional Learning Needs. Over half (52%) of those who answered that they do not have a designated person for ALN were childminders, however, 72% of childminders said that they were aware of the ALN code which is very positive as this service type is often the most difficult to engage with due to the specific challenge's childminders face as an individual running regulated childcare.

Additional Needs and Assisted Places Referral Scheme

The Newport Additional Needs Referral Scheme is run by Early Years Wales and funded by Newport City Council. The scheme can help if a family is struggling to understand their child's behaviour, actions or needs, by helping to find a playgroup or nursery that can cater for the child's needs. The scheme covers children aged 2-3 years old during term time only and is available for children living in Newport. The scheme can provide help in the form of access to additional adult support but the setting fees will still be the responsibility of the parent /carer. A childcare or healthcare professional will need to refer into the Additional Needs panel which will be signed by the parents, authorising information to be passed to Early Years Wales. The child's parents will then be contacted to discuss what support would be best. A visit either at home or at a childcare setting will take place to observe and gather

Newport City Council

information. Additional Needs Panel will meet to consider if the referral meets selection criteria and to discuss funding available to support the application. Parents will be contacted once a decision is reached. Children are only be placed in childcare registered with Care Inspectorate of Wales and pass criteria set by Early Years Wales. Additional Support is also offered to 3 and 4 year olds through the Childcare Offer Additional Support Grant and is also administered through this scheme.

Financial help with childcare costs

Financial Assistance is offered for up to four sessions per week not exceeding 4 hours per session. Spaces on the scheme may be limited by availability of childcare places and runs term time only. Each referral is treated on case by case basis. This offer is only open to children living in Newport and is open to children 0-3 years old. The scheme is not open to children receiving Flying Start, childcare offer or childcare tax credits due to the duplication of funding.

Criteria for support includes

- Low income
- Health and wellbeing
- Disrupted development due to pandemic

During April to December 2021:

- 32 children with additional support needs were placed in childcare.
- 10 children accessed both additional support needs and financial assistance.
- 12 children accessed financial assistance only
- 13 children with additional support needs were placed under the Childcare Offer Additional Support Grant.

Flying Start and Child Development Early Support Team

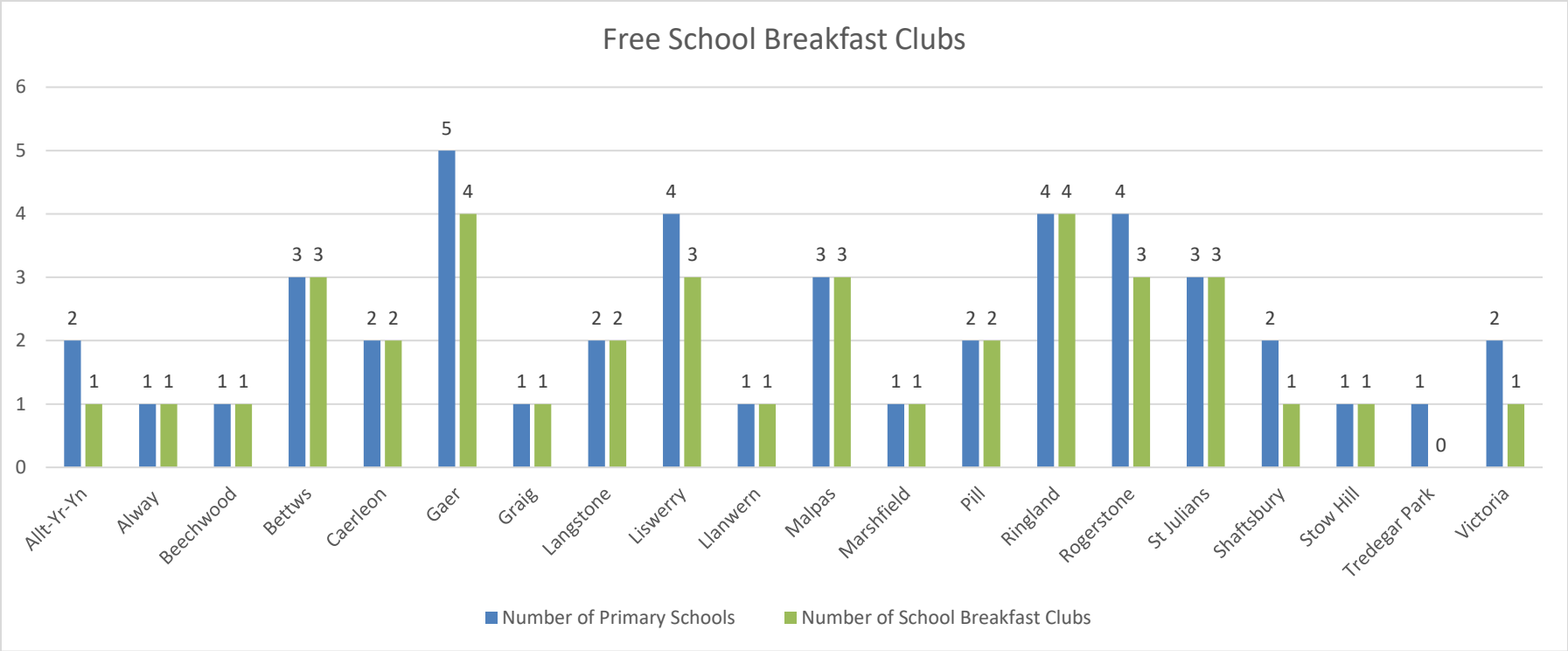
The Early Support team are practitioners who have knowledge and experience of child developmental needs. The team offer practical advice, guidance, and helpful strategies for those children (usually in childcare) who have significant developmental delay. The team provide the following services:

- Home to playgroup transition for children with identified Additional Needs in Flying Start Areas
- Practical advice and support with strategies in the home
- Practical advice and training for childcare practitioners to support with meeting the needs of children in their care who may be identified as having ALN
- Child Observations and target setting support in childcare settings
- Professional links with Education Psychology, Speech Language Therapy, Health Visiting, GP's, Occupational Therapy, ISCAN panel member
- Provide specialist groups such as Playing Together and Wiggly Woos to support those children who have identified needs that are greater than speech delay.

5.11 Free Breakfast Clubs

Throughout Newport City, there are 45 Primary Schools, with at least one school in every Newport Ward. Free breakfast clubs in Newport schools give children a healthy start, helping to improve health and concentration and raise learning standards.

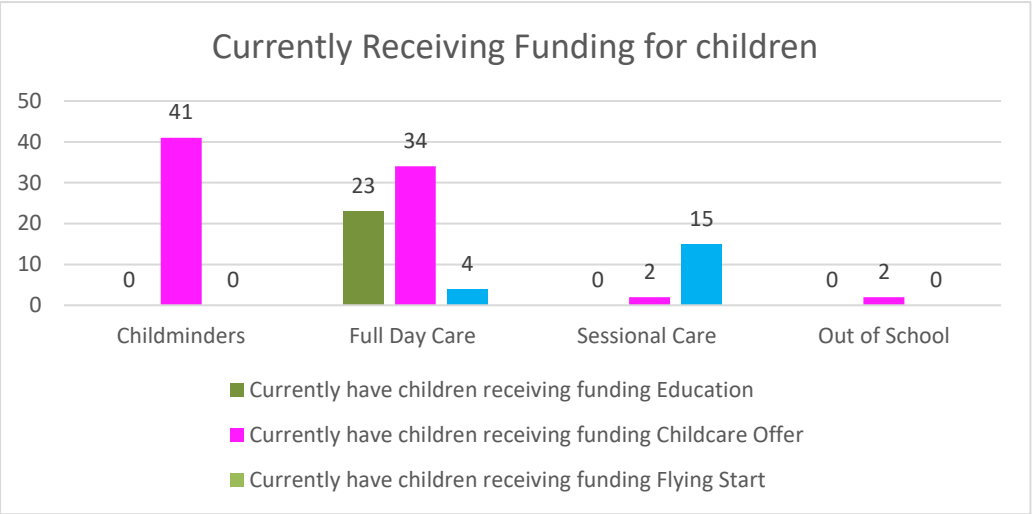
Breakfasts should be healthy and consistent with the [Healthy Eating in Schools \(Nutritional Standards & Requirements\) \(Wales\) Regulations](#) 2013 with children able to choose one item each from milk-based drinks or products, cereals, fruit and vegetables and breads and toppings.



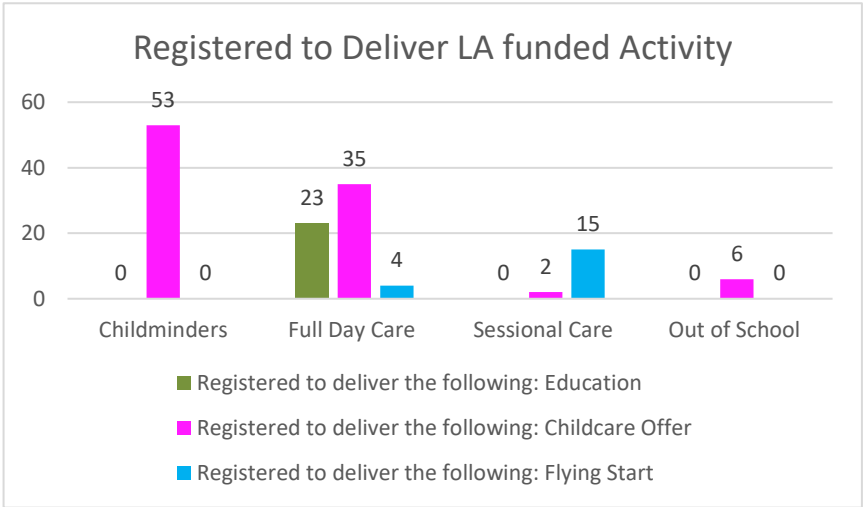
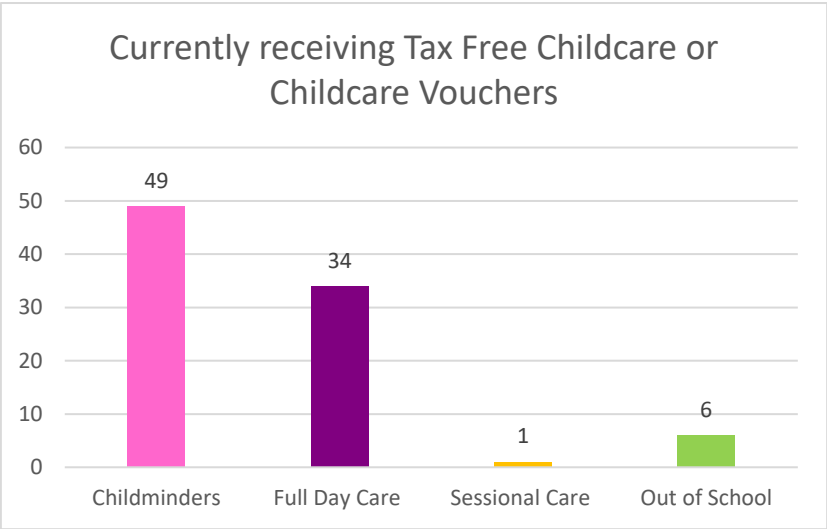
The graph above shows the number of schools in each Ward and the number of breakfast clubs running at the time of the SASS data collation.

5.12 Funding accessed through childcare providers

The majority of childminders indicates that they receive funding through the Tax Free childcare scheme or Childcare Vouchers. Less Full Day Care indicated their receipt of Tax Free Childcare, and a worryingly low number of sessional care. This could be down to interpretation of the question or due to the fact that 19 of the playgroups in Newport are Flying Start with the majority of them run through the Local Authority and therefore free of charge to the parents no additional costs to parents.

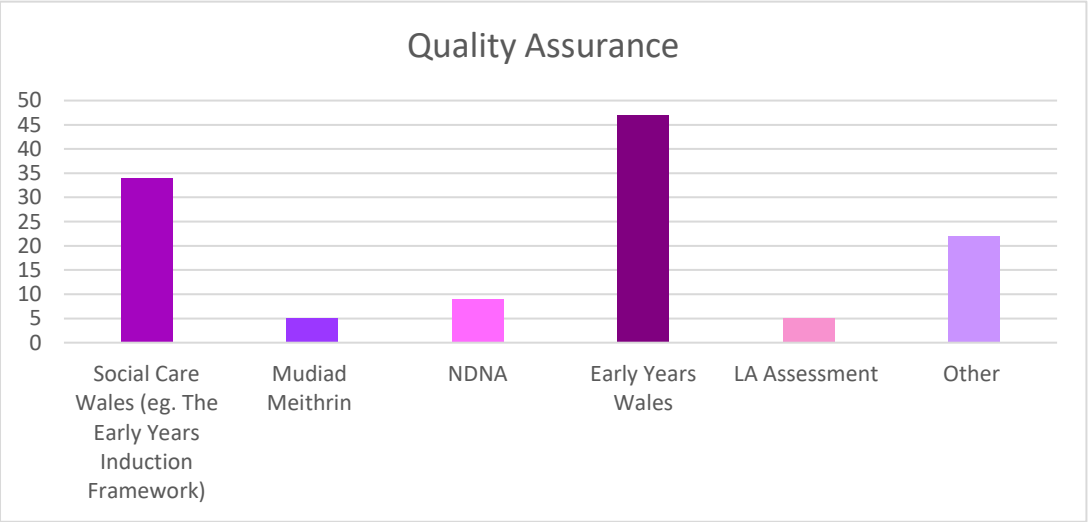
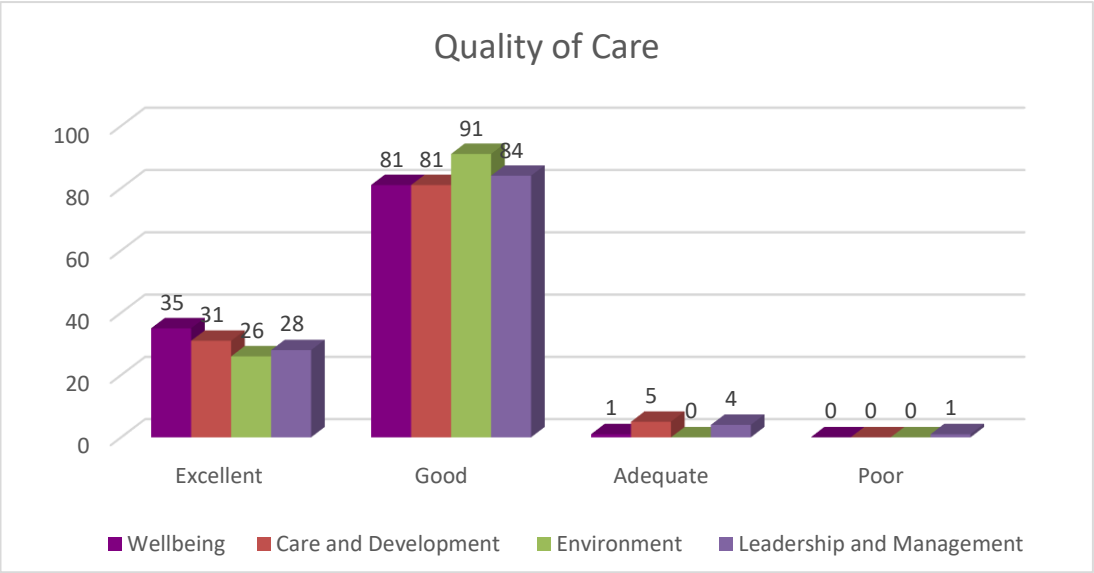


At the time of the SASS, 23 providers indicated that they offered Education, with 1 subsequently closing due to COVID-19. The majority of childcare providers indicated that they were in receipt of childcare offer funding, this only accounts for children who were actively eligible at the time of the SASS and not the number of providers registered to receive the funding. Fewer numbers of Out of School care were in receipt of any LA funding due to the eligibility of the age range this funding covers (i.e. 2 – 4 year olds).



5.13 Quality of Care / Quality Assurance

All CIW registered childcare providers are inspected on 3 yearly cycles and usually have key themes under quality of care that they are scrutinised on. Below shows the quality of care outcomes for the services that responded to the SASS. Generally, responses from parental consultation indicate that the majority of parents are happy with the quality of childcare in Newport which is also echoed in the data below.



Most childcare settings evidence quality of provision by becoming a member of one of the CWLWM partners or other sector specific organisations. The graph to the left shows which services undertake which quality assurance program run by the umbrella organisations they have chosen to undertake in Newport.